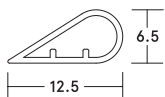


LAS1046

COMPRESSION

SEAL

FITTING GUIDE



LENGTH _____

CONTENTS

- LAS1046 compression seal

TOOLS REQUIRED

- Tape measure
- Pencil or marker
- Scissors, knife or snips

NOTE

Recommendations as to methods, use of materials and construction details are based on the experience and knowledge of Lorient and are given in good faith as a general guide and service to designers, contractors and manufacturers.

Lorient reserves the right to make alterations or delete any installation detail without prior notice.

INSTALLATION DETAIL

NOTE

For effective operation, the LAS1046 compression seal requires a min of 2mm-3mm/ max 5mm clearance between the door stop/ door face and door edge/door frame.

Clean any talc from the seal before removing the backing to self adhesive tape to prevent migration of the talc to the adhesive surface.

STEP 1

Ensure that all contact surfaces are clean, dry and free from surface dust. If painted, the surfaces must be well cured.

STEP 2

Remove the seal from the packaging and measure the top and sides of the door frame (or perimeter of the window) to determine the seal length required.

STEP 3

Separate coils of seal and trim the seal to the lengths required.

STEP 4

Progressively remove the protective backing off the self adhesive 30cm to 40cm at a time. Position seal and run a finger down the profile, ensuring that the adhesive sticks evenly to the frame in the exact location where the seal is required.

STEP 5

Close the door and check for a uniform seal around the door.

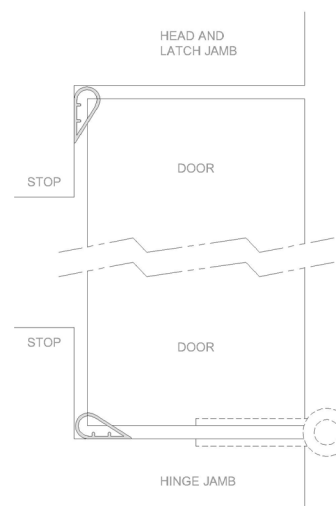

NOTE

Do not remove and relocate seal. Do not stretch the seal.

Ensure that the installation of this product does not impede the opening or closing of the door.

NOTE

Annual inspection and cleaning is recommended to fully maintain this sealing system. For fire and smoke sealing applications, refer to local regulatory authority standards.



Positive pressure tested gasketing materials for fire doors. Intended application to listed steel frames and/or classified steel covered composite, hollow metal doors rated up to 3 hours. Also classified gasketing materials for fire rated doors intended for wood and plastic covered composite doors rated up to 1.5 hours and wood core doors rated 20 min. Category J, R25667.

V1



Lorient Gulf Building
Materials Trading LLC
PO Box 127987
Dubai, UAE

+9714 883 7206
www.lorientgulf.ae

All rights reserved. No part of this fitting guide may be reproduced, stored in a retrieval system, or transmitted in any means, electronic, mechanical, photocopying, recording or otherwise without the written permission of Lorient Polyproducts Limited.
© Lorient Polyproducts Ltd 2019