

COLOUR RANGE


Our wide range of colours provides inspiration for all types of buildings; from luxurious and contemporary hotels, to bright and bold nurseries and schools – there's a perfect colour available to suit every project.

STANDARD COLOURS


Please note that the DS, TS, AS and SS profiles are supplied with black fins or brushes as standard. The Finesse™ profile is supplied with clear fins as standard.



White




Black



Dark Brown



Light Brown




Grey

NON-STANDARD


Special order: additional charges, minimum order quantities and extended lead times apply.



Red



Silver



Cream

BESPOKE FINISHES

We are also able to offer many special finishes and a precise colour matching service. Additional charges, minimum order quantities and extended lead times apply.

Note: The limitations of the printing process mean the colours shown here may not be exactly the same as the seals supplied. We can supply free mini samples to assist colour matching.


LIGHT REFLECTIVE VALUE

Light Reflectance Values (LRV), are a measure of the percentage of visible and usable light that is reflected from a surface when illuminated by a light source.


The values below have been determined with reference to the CIE LAB colour measurement method. The L co-ordinate represents lightness and extends from 0 (Black) to 100 (White) and has been used as a measure of light reflectance value.



White



Grey



Silver

	CIE Y VALUE	L*	A*	B*
BLACK	4.76	27.39	-0.03	-0.9
DARK BROWN	8.61	35.15	35.15	35.15
RED	15.61	46.49	48.27	24.89
LIGHT BROWN	17.39	48.78	8.71	17.28
GREY	22.63	54.73	-0.73	-0.16
SILVER	27.49	59.28	-1.07	-2.3
CREAM	57.65	80.59	1.91	25.13
WHITE	86.03	94.24	-1.46	1.81