



PLANET

DROP SEALS

DROP

SEALS



ICONS EXPLAINED

Possible Door Types (depending on options)



Swing door –
installation below



Swing door –
installation above



Swing door – installation
lateral/ vertical



Double
swing door



Single
sliding door



Double
sliding door



Pivot door –
installation below



Pivot door –
installation above & below



Folding door



Curved door

Floor Surfaces



For even,
flat floors



For uneven
floors



OPTION
Option for
uneven floors

PRODUCT ILLUSTRATIONS

All dimensions in this brochure are in millimetres.

INTELLECTUAL PROPERTY

© 2025 Lorient – this brochure is protected by copyright and neither the drawings nor the text may be reproduced or transmitted in any form without prior consent from Lorient. The Planet products described in this brochure are protected by patents and design registrations in Great Britain and other countries.

We are committed to continually enhancing and improving our product range. We reserve the right to change product specifications from time to time without prior notice. E&OE.

October 2025.

Planet Drop Seals

CONTENTS

02

Introduction

03

Product Selector

04 – 07

Product Range

08 – 32

Drop Seals for Timber Doors

33 – 44

Drop Seals for Metal Doors

45 – 69

Drop Seals for Glass Doors

70 – 81

Drop Seals for Exterior Doors

82 – 85

Drop Seals for Sliding Doors

86 – 88

Drop Seals for Pivot Doors

90

Drop Seals for Uneven Floors

91

Understanding DIN Direction

92

How to Shorten Drop Seals

93

Drop Height Adjustment

94

Drop Seals for Folding Doors

95

Testing + Technical Services

96

CPD Seminars

97

Sealing Systems

**Planet has been designing
and manufacturing innovative
drop seals for over 70 years.**



Thanks to the highest quality standards, a sustainable and future-oriented production method and the constant pursuit of innovation, Planet has firmly established itself as the leader in a fast-growing market.

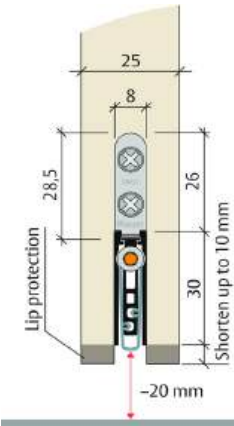
Planet – Quality and innovation – 100 % Swiss-made



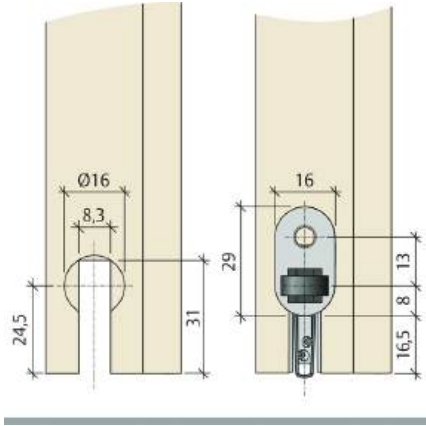
PRODUCT SELECTOR

Planet drop seals provide effective solutions for acoustic, smoke, and fire containment across various door applications. Designed for use with timber, metal, PVC, and glass doors, these high-performance seals enhance comfort, safety, and energy efficiency. The collection includes options for hinged, sliding, folding, and swing doors, ensuring seamless integration into a wide range of building designs.

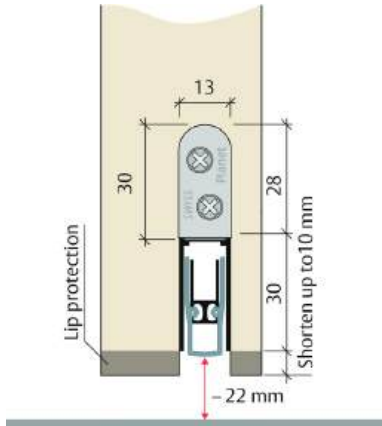
Product	Fixing	Drop	dB	Door Type									Page
				Timber	Metal	PVC	Glass	Pivot	Sliding	Folding	Curved	Exterior	
Planet US	Mortised	20mm	48dB	▲	▲	▲	-	▲	▲	▲	-	-	10
Planet HS	Mortised	22mm	48dB	▲	▲	▲	-	▲	▲	▲	-	-	14
Planet HS PLUS	Mortised	22mm	55dB	▲	▲	▲	-	▲	▲	▲	-	-	16
Planet RH	Mortised	27mm	44dB	▲	▲	▲	-	▲	▲	▲	-	-	18
Planet FT	Mortised	22mm	48dB	▲	▲	▲	-	▲	▲	▲	-	-	20
Planet RF	Mortised	27mm	44dB	▲	▲	▲	-	▲	▲	▲	▲	-	24
Planet PU	Mortised	16mm	50dB	▲	▲	-	-	-	▲	▲	▲	-	26
Planet KT	Mortised	18mm	48dB	▲	▲	▲	-	▲	▲	▲	-	-	28
Planet BL	Mortised	18mm	31dB	▲	▲	-	-	-	▲	▲	-	-	31
Planet TW	Mortised	12mm	49dB	▲	▲	▲	-	-	▲	▲	-	-	34
Planet MF	Mortised	16mm	50dB	▲	▲	▲	-	-	▲	▲	-	-	36
Planet MF PLUS	Mortised	16mm	54dB	▲	▲	▲	-	-	▲	▲	-	-	38
Planet RO	Mortised	16mm	50dB	-	▲	-	-	-	▲	▲	-	-	40
Planet RS	Mortised	16mm	50dB	▲	▲	▲	-	-	▲	▲	-	-	42
Planet KG-A	Face-fixed	16mm	48dB	-	-	-	▲	-	▲	-	-	-	52
Planet KG-F	Face-fixed	16mm	48dB	-	-	-	▲	-	▲	▲	-	-	58
Planet KG-SM	Face-fixed	16mm	48dB	▲	▲	▲	▲	-	▲	-	-	-	48
Planet KG-S	Face-fixed	16mm	48dB	▲	▲	-	▲	-	▲	-	-	-	50
Planet KG-U	Face-fixed	18mm	48dB	-	-	-	▲	-	▲	▲	-	-	64
Planet US pivot	Mortised	20mm	48dB	▲	▲	▲	-	▲	-	-	-	-	86
Planet SN	Mortised	16mm	44dB	▲	-	-	-	-	▲	-	-	-	82
Planet X3	Mortised	12mm	52dB	▲	▲	▲	-	-	-	-	-	▲	70



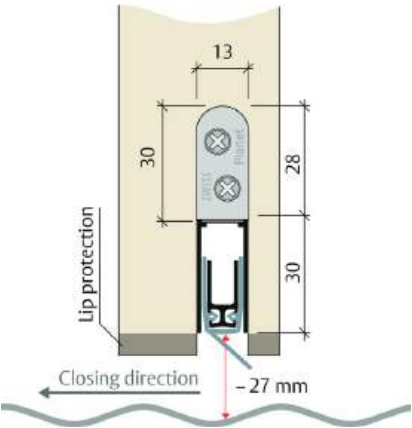
Planet US



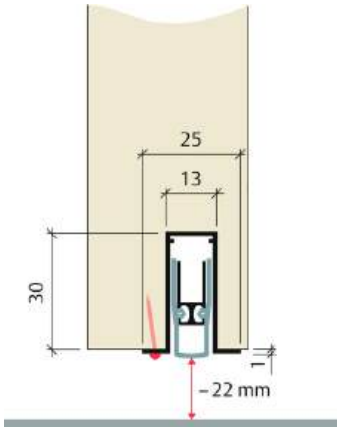
Planet US pivot module set



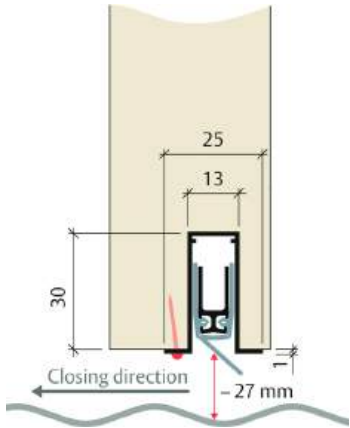
Planet HS



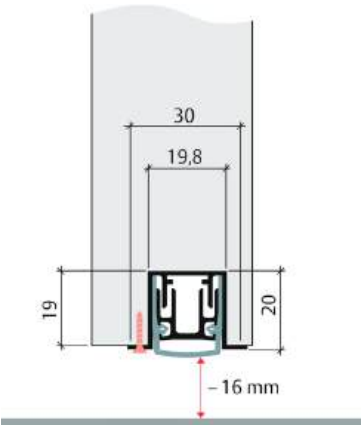
Planet RH



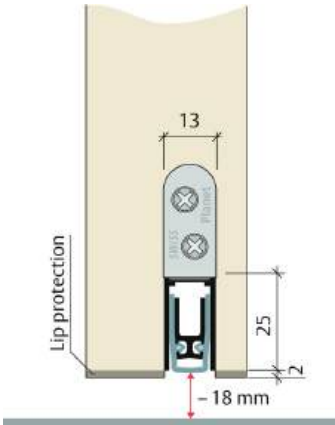
Planet FT



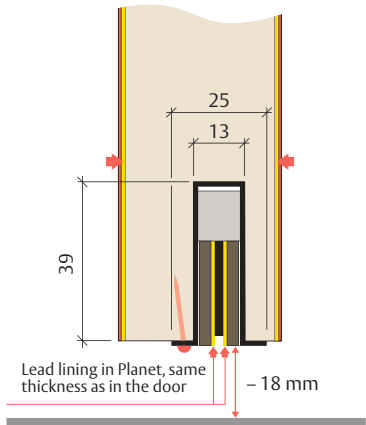
Planet RF



Planet PU



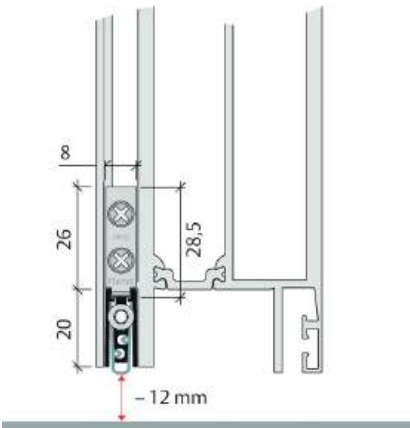
Planet KT



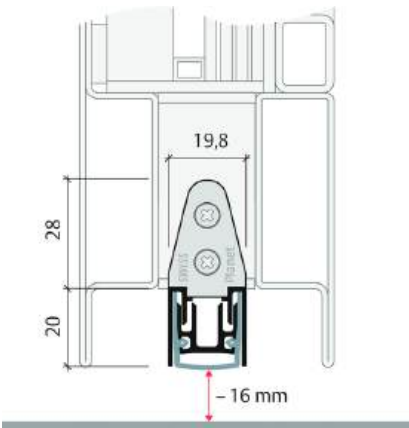
Planet BL

DROP SEALS FOR METAL DOORS

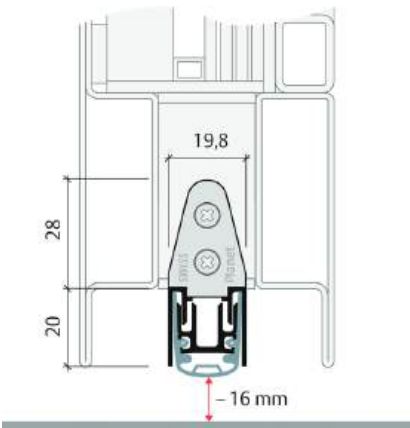
(PAGES 33–44)



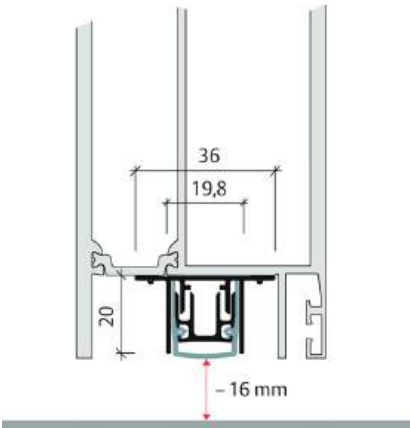
Planet TW



Planet MF



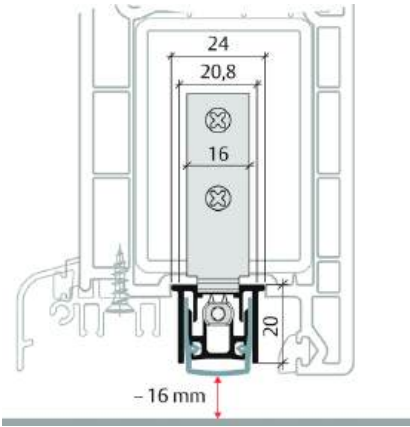
Planet MF PLUS



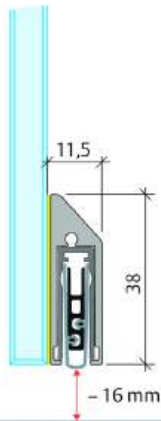
Planet RO

DROP SEALS FOR PVC DOORS

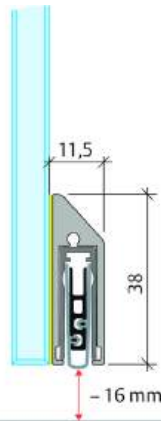
(PAGE 42)



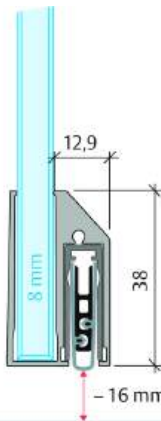
Planet RS



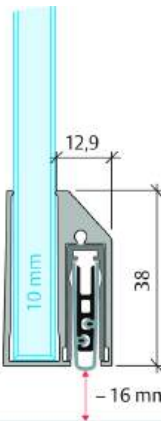
Planet KG-SM set narrow



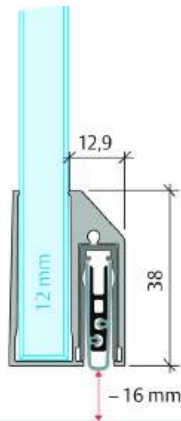
Planet KG-S narrow



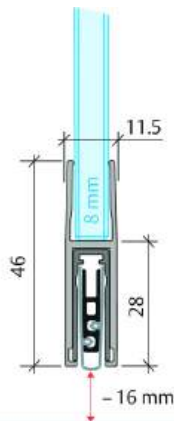
Planet KG-A8



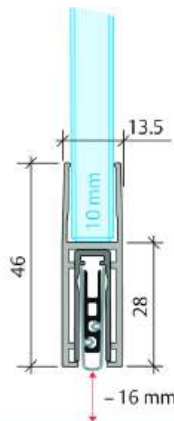
Planet KG-A10



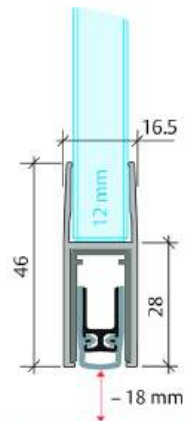
Planet KG-A12



Planet KG-F8



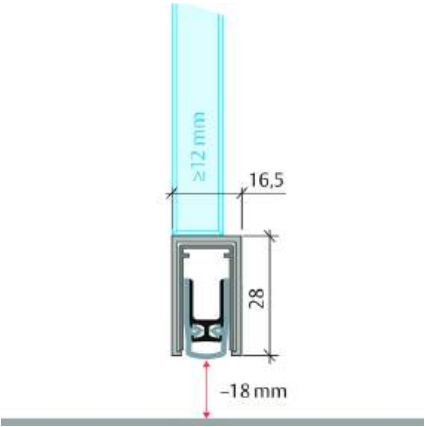
Planet KG-F10



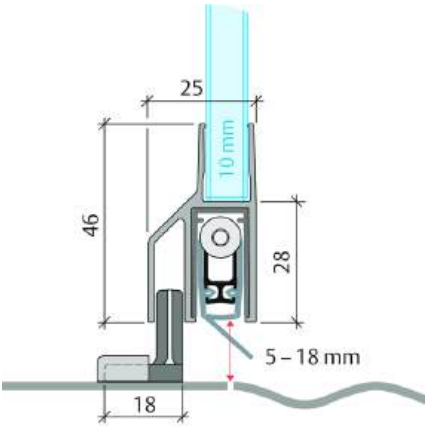
Planet KG-F12

DROP SEALS FOR GLASS DOORS

(PAGES 45–69)



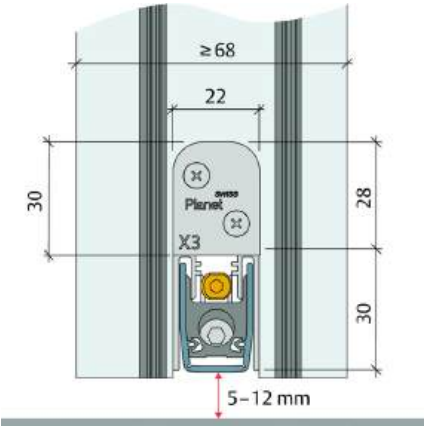
Planet KG-U



Planet KG-SL10

DROP SEAL FOR EXTERIOR DOORS

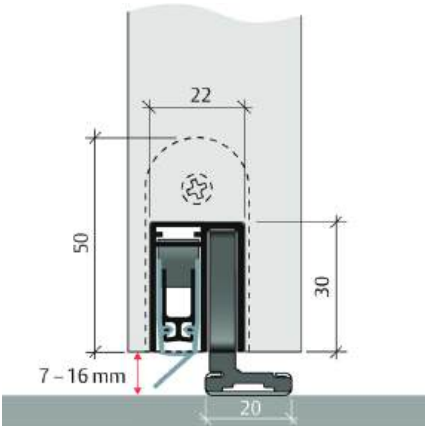
(PAGES 70–81)



Planet X3

DROP SEAL FOR SLIDING DOORS

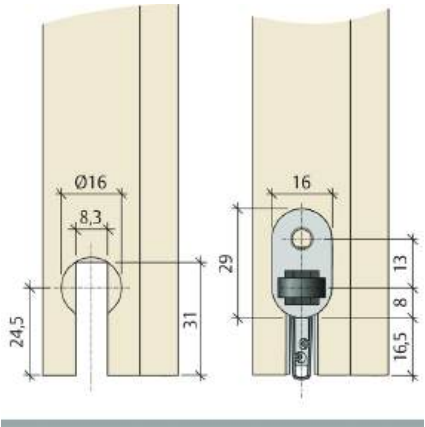
(PAGES 82–85)



Planet SN

DROP SEAL FOR PIVOT DOORS

(PAGES 86–88)



Planet Pivot





TIMBER DOORS

A range of drop seals for timber doors that fit to the bottom of a door and drop down automatically when the door closes to form a firm seal.

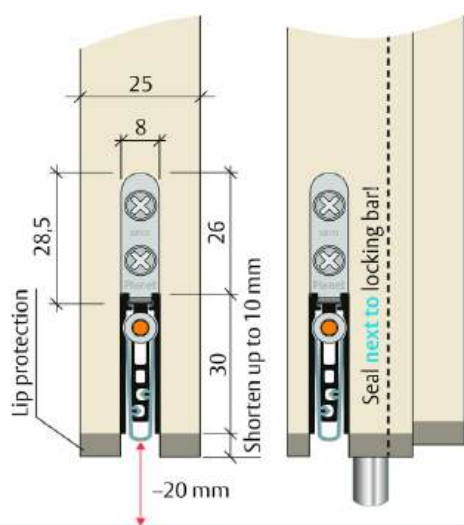
A spring-loaded mechanism, requiring no power, ensures easy door operation and effective sealing when closed.

Planet US

MORTISED



A slimline, mortised automatic drop seal designed for timber, metal, and PVC doors. Its ultra-narrow 8mm profile makes it ideal for minimalistic applications and allows installation alongside the Planet KR flush bolt. Featuring a high-efficiency mechanism with hinge-side triggering, it enables parallel lowering and automatic compensation for sloping floors. Suitable for fire and smoke-shielding doors, with a seal height of up to 20mm. Alternatively, an optional bevel lip is available for uneven floors, accommodating gaps of up to 24mm.



Planet US

Planet US Drop Seal



SYSTEM SPECIFICATIONS

Key benefits

- ▶ Unilateral and silent actuation.
- ▶ No scraping / trailing on the floor, thanks to parallel drop.
- ▶ High-quality silicone gasket, lateral protrusion adjustable.
- ▶ Can be shortened to the next smaller stock length.
- ▶ Deeper recess allows for protection of the silicone lip.

Characteristics

- ▶ Suitable for use on timber, metal & PVC doors.
- ▶ Sound insulation up to 48dB.

Possible door types (depending on options)

- ▶ Single swing doors, double swing doors, sliding doors, folding doors, pivot doors.

Profile size

- ▶ 8mm x 30mm.

Groove size

- ▶ 8.3mm x 30.5 - 40mm deep.

Max drop height

- ▶ 20mm.

Profile material

- ▶ Aluminium.
- ▶ Optional anti-corrosion finish to special order.

Seal material

- ▶ **Planet US RD:** High-quality silicone.
- ▶ **Planet US FH+RD:** High-quality self-extinguishing silicone.
- ▶ Bevel lip available for uneven floors. Left-handed or right-handed variants.

Adjustment

- ▶ Self-levelling on uneven surfaces.
- ▶ Automatic compensation of sloped floors.
- ▶ Easy drop height adjustment.
- ▶ Door bottom can be adjusted without seal removal.

Drop height adjustment

- ▶ Using 3mm allen key.

Standard lengths

- ▶ 460mm, 585mm, 710mm, 835mm, 960mm, 1085mm, 1210mm, 1335mm, 1460mm, 1585mm.
- ▶ Note: Each length can be cut back by 125mm.
- ▶ Sizes up to 6m are available to special order.

Fixing

- ▶ Fixing screws are supplied. This seal is mortised. Pre-drilled end plates are supplied, which also secure the product in place.

Accessories (supplied)

- ▶ Planet assembly set TW/US for wood, incl. 2 mounting brackets (stainless steel), 4 screws and stopping plate, type 1 (stainless steel). (900669).

Finishes

- ▶ Silver non-anodised aluminium as standard.

Planet US

HOW TO ORDER

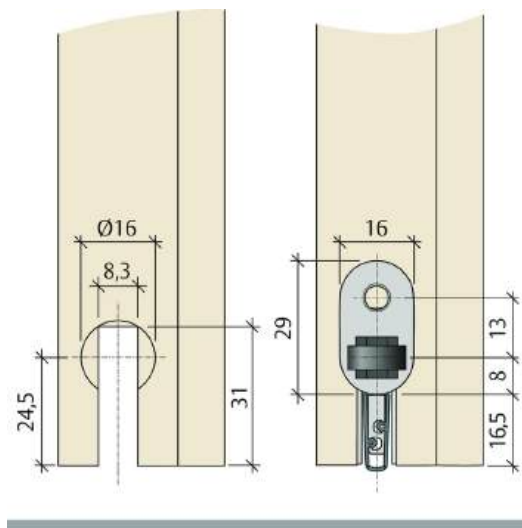
Planet US, RD

Length	Max cut back	Item No.	Order code
460mm	>335mm	23046	PLA823/0460A00
585mm	>460mm	23059	PLA823/0585A00
710mm	>585mm	23071	PLA823/0710A00
835mm	>710mm	23084	PLA823/0835A00
960mm	>835mm	23096	PLA823/0960A00
1085mm	>960mm	23109	PLA823/1085A00
1210mm	>1085mm	23121	PLA823/1210A00
1335mm	>1210mm	23134	PLA823/1335A00
1460mm	>1335mm	23146	PLA823/1460A00
1585mm	>1460mm	23159	PLA823/1585A00
<6000mm	-	23600	PLA823/6000A00

Planet US, FH + RD

Length	Can be shortened to	Item No.	Order code
460mm	>335mm	24046	PLA824/0460A00
585mm	>460mm	24059	PLA824/0585A00
710mm	>585mm	24071	PLA824/0710A00
835mm	>710mm	24084	PLA824/0835A00
960mm	>835mm	24096	PLA824/0960A00
1085mm	>960mm	24109	PLA824/1085A00
1210mm	>1085mm	24121	PLA824/1210A00
1335mm	>1210mm	24134	PLA824/1335A00
1460mm	>1335mm	24146	PLA824/1460A00
1585mm	>1460mm	24159	PLA824/1585A00
<6000mm	-	24600	PLA824/6000A00

DROP SEALS - TIMBER DOORS



Planet Pivot with US Drop Seal



Planet pivot module
«rebated» stainless steel



Stainless steel ramp

Planet pivot module
«rebated» black

Black ramp

Planet Pivot Module Set

HOW TO ORDER

Planet pivot module <rebated> kit

Detail	Finish	Item No.	Order code
Planet pivot module <rebated> for Planet US drop seal with trigger module incl. inner profile extension	Stainless steel	902663	PLA902663
Planet pivot module <rebated> for Planet US drop seal with trigger module incl. inner profile extension	Black	902664	PLA902664

Planet US pivot module set <rebated> RD

Length	Max Cut Back	SILVER ANODISED			BLACK		
		Finish	Item No.	Order code	Finish	Item No.	Order code
852mm	727mm	Silver	22086	PLA22/0852A00	Black	22086B	PLA22/0852N00
977mm	852mm	Silver	22098	PLA22/0977A00	Black	22098B	PLA22/0977N00
1102mm	977mm	Silver	22111	PLA22/1102A00	Black	22111B	PLA22/1102N00
1227mm	1102mm	Silver	22123	PLA22/1227A00	Black	22123B	PLA22/1227N00
1352mm	1227mm	Silver	22136	PLA22/1352A00	Black	22136B	PLA22/1352N00
1477mm	1352mm	Silver	22148	PLA22/1477A00	Black	22148B	PLA22/1477N00
1602mm	1477mm	Silver	22161	PLA22/1602A00	Black	22161B	PLA22/1602N00
2000mm	1602mm	Silver	22200	PLA22/2000A00	Black	22200B	PLA22/2000N00
2500mm	2000mm	Silver	22250	PLA22/2500A00	Black	22250B	PLA22/2500N00
3000mm	2500mm	Silver	22300	PLA22/3000A00	Black	22300B	PLA22/3000N00

Planet US pivot module set <rebated> FH + RD

Length	Max Cut Back	SILVER ANODISED			BLACK		
		Finish	Item No.	Order code	Finish	Item No.	Order code
852mm	727mm	Silver	25086	PLA25/0852A00	Black	25086B	PLA25/0852N00
977mm	852mm	Silver	22098	PLA25/0977A00	Black	25098B	PLA25/0977N00
1102mm	977mm	Silver	25111	PLA25/1102A00	Black	25111B	PLA25/1102N00
1227mm	1102mm	Silver	25123	PLA25/1227A00	Black	25123B	PLA25/1227N00
1352mm	1227mm	Silver	25136	PLA25/1352A00	Black	25136B	PLA25/1352N00
1477mm	1352mm	Silver	25148	PLA25/1477A00	Black	25148B	PLA25/1477N00
1602mm	1477mm	Silver	25161	PLA25/1602A00	Black	25161B	PLA25/1602N00
2000mm	1602mm	Silver	25200	PLA25/2000A00	Black	25200B	PLA25/2000N00
2500mm	2000mm	Silver	25250	PLA25/2500A00	Black	25250B	PLA25/2500N00
3000mm	2500mm	Silver	25300	PLA22/3000A00	Black	25300B	PLA25/3000N00

Drill template



Accessories

Detail	Item No.	Order code
Planet pivot ramp - stainless steel	902665	PLA902665
Planet pivot ramp - black	902666	PLA902666
Planet pivot drill template	902667	PLA902667

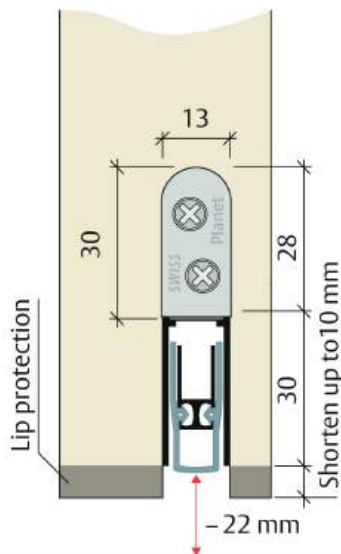
Planet HS

MORTISED



48dB

A mortised automatic drop seal designed for timber, metal, and PVC doors. Featuring a high-efficiency mechanism with hinge-side triggering, it enables parallel lowering and automatic compensation for sloping floors. Suitable for fire and smoke-shielding doors, with a seal height of up to 22mm.



Planet HS Drop Seal



Planet HS



SYSTEM SPECIFICATIONS

Key benefits

- ▶ Unilateral and silent actuation.
- ▶ No scraping / trailing on the floor, thanks to parallel drop
- ▶ High-quality silicone lip, lateral protrusion adjustable.
- ▶ Can be shortened to the next smaller stock length.
- ▶ No tedious silicone cutting at both ends.
- ▶ Deeper recess allows for protection of the silicone lip.

Characteristics

- ▶ Suitable for use on timber, metal & PVC doors.
- ▶ Sound insulation up to 48dB.

Possible door types (depending on options)

- ▶ Single swing doors, double swing doors, sliding doors, folding doors, pivot doors.

Profile size

- ▶ 13mm x 30mm.

Groove size

- ▶ 13.3mm x 30.5mm - 40mm deep.

Max drop height

- ▶ 22mm.

Profile material

- ▶ Aluminium.
- ▶ Optional anti-corrosion finish to special order.

Seal material

- ▶ **Planet HS RD:** High-quality silicone.
- ▶ **Planet HS FH+RD:** High-quality self-extinguishing silicone.

Adjustment

- ▶ Self-levelling on uneven surfaces.
- ▶ Automatic compensation of sloped floors.
- ▶ Easy drop height adjustment.
- ▶ Door bottom can be adjusted without seal removal.

Drop height adjustment

- ▶ Using 3mm allen key.

Standard lengths

- ▶ 335mm, 460mm, 585mm, 710mm, 835mm, 960mm, 1085mm, 1210mm, 1335mm, 1460mm.
- ▶ Note: Each length can be cut back by 125mm.
- ▶ Sizes up to 6m are available to special order.

Fixing

- ▶ Fixing screws are supplied. This seal is mortised. Fix with stainless steel mounting brackets and screws on the side.

Accessories (supplied)

- ▶ Planet HS assembly set with 2 mounting brackets (stainless steel), 4 screws and stopping plate type 1 (stainless steel). (900180).

Finishes

- ▶ Silver non-anodised aluminium as standard.

Planet HS

HOW TO ORDER

Planet HS, RD

Length	Max cut back	Item No.	Order code
335mm	>220mm	76034	PLA876/0335A00
460mm	>335mm	76046	PLA876/0460A00
585mm	>460mm	76059	PLA876/0585A00
710mm	>585mm	76071	PLA876/0710A00
835mm	>710mm	76084	PLA876/0835A00
960mm	>835mm	76096	PLA876/0960A00
1085mm	>960mm	76109	PLA876/1085A00
1210mm	>1085mm	76121	PLA876/1210A00
1335mm	>1210mm	76134	PLA876/1335A00
1460mm	>1335mm	76146	PLA876/1460A00
<6000mm per m	-	76600	PLA876/6000A00



DROP SEALS - TIMBER DOORS

Planet HS, FH + RD

Length	Max cut back	Item No.	Order code
335mm	>220mm	77034	PLA877/0355A00
460mm	>335mm	77046	PLA877/0460A00
585mm	>460mm	77059	PLA877/0585A00
710mm	>585mm	77071	PLA877/0710A00
835mm	>710mm	77084	PLA877/0835A00
960mm	>835mm	77096	PLA877/0960A00
1085mm	>960mm	77109	PLA877/1085A00
1210mm	>1085mm	77121	PLA877/1210A00
1335mm	>1210mm	77134	PLA877/1335A00
1460mm	>1335mm	77146	PLA877/1460A00
<6000mm per m	-	77600	PLA877/6000A00

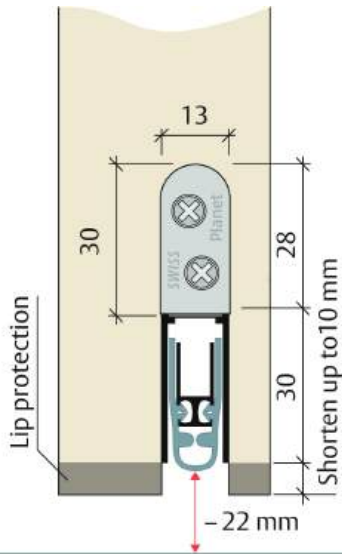
Planet HS-Plus

MORTISED



55dB

A mortised automatic drop seal designed for timber, metal, and PVC doors. Featuring a high-efficiency mechanism with hinge-side triggering, it enables parallel lowering and automatic compensation for sloping floors. Suitable for fire and smoke-shielding doors, with a seal height of up to 22mm.



Planet HS-Plus

Planet HS-Plus Drop Seal



SYSTEM SPECIFICATIONS

Key benefits

- ▶ Unilateral and silent actuation.
- ▶ No scraping / trailing on the floor, thanks to parallel drop
- ▶ High-quality silicone lip, lateral protrusion adjustable.
- ▶ Can be shortened to the next smaller stock length.
- ▶ No tedious silicone cutting at both ends.
- ▶ Deeper recess allows for protection of the silicone lip.

Characteristics

- ▶ Suitable for use on timber, metal & PVC doors.
- ▶ Sound insulation up to 55dB.

Possible door types (depending on options)

- ▶ Single swing doors, double swing doors, sliding doors, folding doors, pivot doors.

Profile size

- ▶ 13mm x 30mm.

Groove size

- ▶ 13.3mm x 30.5mm - 40mm deep.

Max drop height

- ▶ 22mm.

Profile material

- ▶ Aluminium.
- ▶ Optional anti-corrosion finish to special order.

Seal material

- ▶ **Planet HS-Plus FH+RD:** High-quality self-extinguishing silicone.

Adjustment

- ▶ Self-levelling on uneven surfaces.
- ▶ Automatic compensation of sloped floors.
- ▶ Easy drop height adjustment.
- ▶ Door bottom can be adjusted without seal removal.

Drop height adjustment

- ▶ Using 3mm allen key.

Standard lengths

- ▶ 335mm, 460mm, 585mm, 710mm, 835mm, 960mm, 1085mm, 1210mm, 1335mm, 1460mm.
- ▶ Note: Each length can be cut back by 125mm.
- ▶ Sizes up to 6m are available to special order.

Fixing

- ▶ Fixing screws are supplied. This seal is mortised. Fix with stainless steel mounting brackets and screws on the side.

Accessories (supplied)

- ▶ Planet HS assembly set with 2 mounting brackets (stainless steel), 4 screws and stopping plate type 1 (stainless steel). (900180).

Finishes

- ▶ Silver non-anodised aluminium as standard.

Planet HS-Plus

HOW TO ORDER

Planet HS-PLUS, FH + RD

Length	Max cut back	Item No.	Order code
335mm	>220mm	77034-SD	PLA877SD/0355A00
460mm	>335mm	77046-SD	PLA877SD/0460A00
585mm	>460mm	77059-SD	PLA877SD/0585A00
710mm	>585mm	77071-SD	PLA877SD/0710A00
835mm	>710mm	77084-SD	PLA877SD/0835A00
960mm	>835mm	77096-SD	PLA877SD/0960A00
1085mm	>960mm	77109-SD	PLA877SD/1085A00
1210mm	>1085mm	77121-SD	PLA877SD/1210A00
1335mm	>1210mm	77134-SD	PLA877SD/1335A00
1460mm	>1335mm	77146-SD	PLA877SD/1460A00
<6000mm per m	-	77600-SD	PLA877SD/6000A00



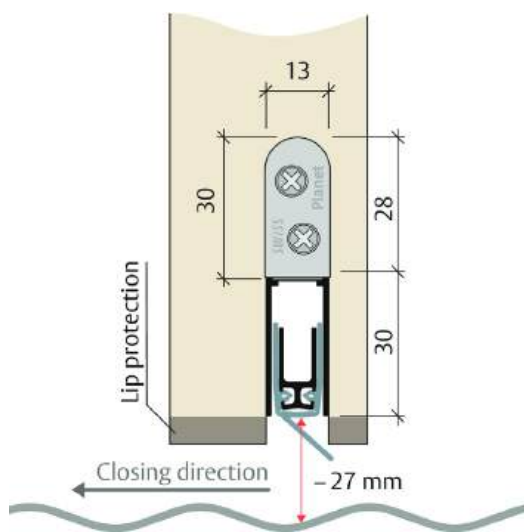
DROP SEALS - TIMBER DOORS

Planet RH

MORTISED



A mortised automatic drop seal designed for timber, metal, and PVC doors. Featuring a high-efficiency mechanism with hinge-side triggering, it enables parallel lowering and automatic adaptation to uneven floors. Its bevel lip ensures a secure seal on irregular surfaces and accommodates gaps of up to 27mm. Suitable for fire and smoke-shielding doors.



Planet RH Drop Seal



Planet RH



SYSTEM SPECIFICATIONS

Key benefits

- ▶ For uneven and sloping floors.
- ▶ Soft silicone bevel lip seal.
- ▶ Slope compensation for 1000mm door width: 15 mm.
- ▶ One groove size for Planet RH and HS (even floors).
- ▶ Deeper recess allows for protection of the silicone lip.

Characteristics

- ▶ Suitable for use on timber, metal & PVC doors.
- ▶ Sound insulation up to 44dB.

Possible door types (depending on options)

- ▶ Single swing doors, double swing doors, sliding doors, folding doors, pivot doors.

Profile size

- ▶ 13mm x 30mm.

Groove size

- ▶ 13.3mm x 30.5 - 40mm deep.

Max drop height

- ▶ 27mm.

Profile material

- ▶ Aluminium.
- ▶ Optional anti-corrosion finish to special order.

Seal material

- ▶ **Planet RH RD:** High-quality silicone.
- ▶ **Planet RH FH+RD:** High-quality self-extinguishing silicone.
- ▶ Left-handed or right-handed variants.

Adjustment

- ▶ Self-levelling on uneven surfaces.
- ▶ Automatic compensation of sloped floors.
- ▶ Easy drop height adjustment.
- ▶ Door bottom can be adjusted without seal removal.

Drop height adjustment

- ▶ Using 3mm allen key.

Standard lengths

- ▶ 335mm, 460mm, 585mm, 710mm, 835mm, 960mm, 1085mm, 1210mm, 1335mm, 1460mm.
- ▶ Note: Each length can be cut back by 125mm.
- ▶ Sizes up to 6m are available to special order.

Fixing

- ▶ Fixing screws are supplied. This seal is mortised. Fix with stainless steel mounting brackets and screws on the side.

Accessories (supplied)

- ▶ Planet HS assembly set with 2 mounting brackets (stainless steel), 4 screws and stopping plate type 1 (stainless steel). (900180).

Finishes

- ▶ Silver non-anodised aluminium as standard.

Planet RH

HOW TO ORDER

Planet RH, RD

Length	Cut back	DIN L		DIN R	
		Item No.	Order code	Item No.	Order code
335mm	>220mm	88034L	PLA888L/0335A00	88034R	PLA888R/0335A00
460mm	>335mm	88046L	PLA888L/0460A00	88046R	PLA888R/0460A00
585mm	>460mm	88059L	PLA888L/0585A00	88059R	PLA888R/0585A00
710mm	>585mm	88071L	PLA888L/0710A00	88071R	PLA888R/0710A00
835mm	>710mm	88084L	PLA888L/0835A00	88084R	PLA888R/0835A00
960mm	>835mm	88096L	PLA888L/0960A00	88096R	PLA888R/0960A00
1085mm	>960mm	88109L	PLA888L/1085A00	88109R	PLA888R/1085A00
1210mm	>1085mm	88121L	PLA888L/1210A00	88121R	PLA888R/1210A00
1335mm	>1210mm	88134L	PLA888L/1335A00	88134R	PLA888R/1335A00
1460mm	>1335mm	88146L	PLA888L/1460A00	88146R	PLA888R/1460A00
<6000mm per m	-	88600L	PLA888L/6000A00	88600R	PLA888R/6000A00

Planet RH, FH + RD

Length	Cut back	DIN L		DIN R	
		Item No.	Order code	Item No.	Order code
335mm	>220mm	85034L	PLA885L/0335A00	85034R	PLA885R/0335A00
460mm	>335mm	85046L	PLA885L/0460A00	85046R	PLA885R/0460A00
585mm	>460mm	85059L	PLA885L/0585A00	85059R	PLA885R/0585A00
710mm	>585mm	85071L	PLA885L/0710A00	85071R	PLA885R/0710A00
835mm	>710mm	85084L	PLA885L/0835A00	85084R	PLA885R/0835A00
960mm	>835mm	85096L	PLA885L/0960A00	85096R	PLA885R/0960A00
1085mm	>960mm	85109L	PLA885L/1085A00	85109R	PLA885R/1085A00
1210mm	>1085mm	85121L	PLA885L/1210A00	85121R	PLA885R/1210A00
1335mm	>1210mm	85134L	PLA885L/1335A00	85134R	PLA885R/1335A00
1460mm	>1335mm	85146L	PLA885L/1460A00	85146R	PLA885R/1460A00
<6000mm per m	-	85600L	PLA885L/6000A00	85600R	PLA885R/6000A00

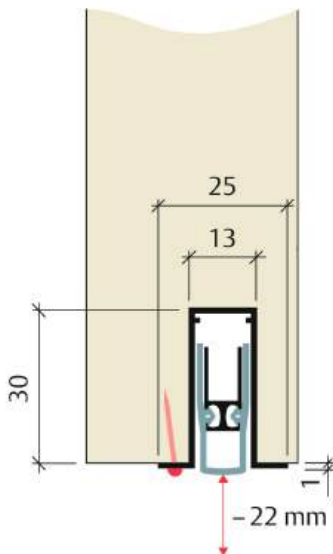
Planet FT

MORTISED OR FACE-FIXED



A mortised, or face-fixed automatic drop seal designed for timber, metal, and PVC doors. Featuring a high-efficiency mechanism with hinge-side triggering, it enables parallel lowering and automatic compensation for sloping floors. Suitable for fire and smoke-shielding doors, with a seal height of up to 22mm. Can be face-fixed with optional cover plate.

DROP SEALS - TIMBER DOORS



Planet FT

Planet FT Drop Seal



SYSTEM SPECIFICATIONS

Key benefits

- ▶ Unilateral and silent actuation.
- ▶ No scraping / trailing on the floor, thanks to parallel drop
- ▶ High-quality silicone lip, lateral protrusion adjustable.
- ▶ Cover plate available for face-fixing.
- ▶ Can be shortened to the next smaller stock length.
- ▶ Deeper recess allows for protection of the silicone lip.

Characteristics

- ▶ Suitable for use on timber, metal & PVC doors.
- ▶ Sound insulation up to 48dB.

Possible door types (depending on options)

- ▶ Single swing doors, double swing doors, sliding doors, folding doors, pivot doors, circular doors.

Profile size

- ▶ 13mm x 30mm.

Groove size

- ▶ 13.3mm x 30.5mm deep.

Max drop height

- ▶ 22mm.

Profile material

- ▶ Aluminium.
- ▶ Optional anti-corrosion finish to special order.

Seal material

- ▶ **Planet FT RD:** High-quality silicone.
- ▶ **Planet FT FH+RD:** High-quality self-extinguishing silicone..

Adjustment

- ▶ Self-levelling on uneven surfaces.
- ▶ Automatic compensation of sloped floors.
- ▶ Easy drop height adjustment.
- ▶ Door bottom can be adjusted without seal removal.

Drop height adjustment

- ▶ Using 3mm allen key.

Standard lengths

- ▶ 350mm, 450mm, 550mm, 650mm, 750mm, 850mm, 950mm, 1050mm, 1150mm, 1250mm, 1350mm, 1450mm.
- ▶ Note: Each length can be cut back by max. 100mm.
- ▶ Sizes up to 6m are available to special order.

Fixing

- ▶ This seal is mortised. Fixing from below with on-site screws or nails/pins.

Accessories (supplied)

- ▶ Planet stopping plate, type 1 (stainless steel).

Finishes

- ▶ Silver as standard.

Planet FT

HOW TO ORDER

Planet FT, RD

Length	Max cut back	Item No.	Order code
350mm	>220mm	70035	PLA870/0350A00
450mm	>350mm	70045	PLA870/0450A00
550mm	>450mm	70055	PLA870/0550A00
650mm	>550mm	70065	PLA870/0650A00
750mm	>650mm	70075	PLA870/0750A00
850mm	>750mm	70085	PLA870/0850A00
950mm	>850mm	70095	PLA870/0950A00
1050mm	>950mm	70105	PLA870/1050A00
1150mm	>1050mm	70115	PLA870/1150A00
1250mm	>1150mm	70125	PLA870/1250A00
1350mm	>1250mm	70135	PLA870/1350A00
1450mm	>1350mm	70145	PLA870/12450A00
<6000mm per m	-	70600	PLA870/6000A00



DROP SEALS - TIMBER DOORS

Planet FT, FH + RD

Length	Max cut back	Item No.	Order code
350mm	>220mm	71035	PLA871/0350A00
450mm	>350mm	71045	PLA871/0450A00
550mm	>450mm	71055	PLA871/0550A00
650mm	>550mm	71065	PLA871/0650A00
750mm	>650mm	71075	PLA871/0750A00
850mm	>750mm	71085	PLA871/0850A00
950mm	>850mm	71095	PLA871/0950A00
1050mm	>950mm	71105	PLA871/1050A00
1150mm	>1050mm	71115	PLA871/1150A00
1250mm	>1150mm	71125	PLA871/1250A00
1350mm	>1250mm	71135	PLA871/1250A00
1450mm	>1350mm	71145	PLA871/12450A00
<6000mm per m	-	71600	PLA871/6000A00

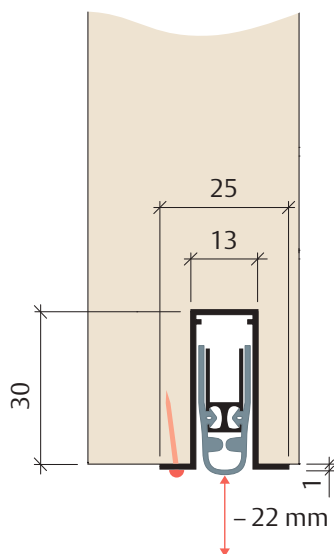
Planet FT PLUS

MORTISED



55dB

A mortised, automatic drop seal designed for timber, metal, and PVC doors. Featuring a high-efficiency mechanism with hinge-side triggering, it enables parallel lowering and automatic compensation for sloping floors. Suitable for fire and smoke-shielding doors, with a seal height of up to 22mm. Can be face-fixed with optional cover plate.



Planet FT Plus

Planet FT Plus Drop Seal



SYSTEM SPECIFICATIONS

Key benefits

- ▶ Unilateral and silent actuation.
- ▶ No scraping / trailing on the floor, thanks to parallel drop
- ▶ High-quality silicone lip, lateral protrusion adjustable.
- ▶ Cover plate available for face-fixing.
- ▶ Can be shortened to the next smaller stock length.
- ▶ Deeper recess allows for protection of the silicone lip.

Characteristics

- ▶ Suitable for use on timber, metal & PVC doors.
- ▶ Sound insulation up to 55dB.

Possible door types (depending on options)

- ▶ Single swing doors, double swing doors, sliding doors, folding doors, pivot doors, circular doors.

Profile size

- ▶ 13mm x 30mm.

Groove size

- ▶ 13.3mm x 30.5mm deep.

Max drop height

- ▶ 22mm.

Profile material

- ▶ Aluminium.
- ▶ Optional anti-corrosion finish to special order.

Seal material

- ▶ Planet FT PLUS FH+RD: High-quality self-extinguishing silicone..

Adjustment

- ▶ Self-levelling on uneven surfaces.
- ▶ Automatic compensation of sloped floors.
- ▶ Easy drop height adjustment.
- ▶ Door bottom can be adjusted without seal removal.

Drop height adjustment

- ▶ Using 3mm allen key.

Standard lengths

- ▶ 350mm, 450mm, 550mm, 650mm, 750mm, 850mm, 950mm, 1050mm, 1150mm, 1250mm, 1350mm, 1450mm.
- ▶ Note: Each length can be cut back by max. 100mm.
- ▶ Sizes up to 6m are available to special order.

Fixing

- ▶ This seal is mortised. Fixing from below with on-site screws or nails/pins.

Accessories (supplied)

- ▶ Planet stopping plate, type 1 (stainless steel).

Finishes

- ▶ Silver as standard.

Planet FT PLUS

HOW TO ORDER

Planet FT PLUS, FH + RD

Length	Max cut back	Item No.	Order code
350mm	>220mm	71035-SD	PLA871SD/0350A00
450mm	>350mm	71045-SD	PLA871SD/0450A00
550mm	>450mm	71055-SD	PLA871SD/0550A00
650mm	>550mm	71065-SD	PLA871SD/0650A00
750mm	>650mm	71075-SD	PLA871SD/0750A00
850mm	>750mm	71085-SD	PLA871SD/0850A00
950mm	>850mm	71095-SD	PLA871SD/0950A00
1050mm	>950mm	71105-SD	PLA871SD/1050A00
1150mm	>1050mm	71115-SD	PLA871SD/1150A00
1250mm	>1150mm	71125-SD	PLA871SD/1250A00
1350mm	>1250mm	71135-SD	PLA871SD/1350A00
1450mm	>1350mm	71145-SD	PLA871SD/1450A00
<6000mm per m	-	71600-SD	PLA871SD/6000A00



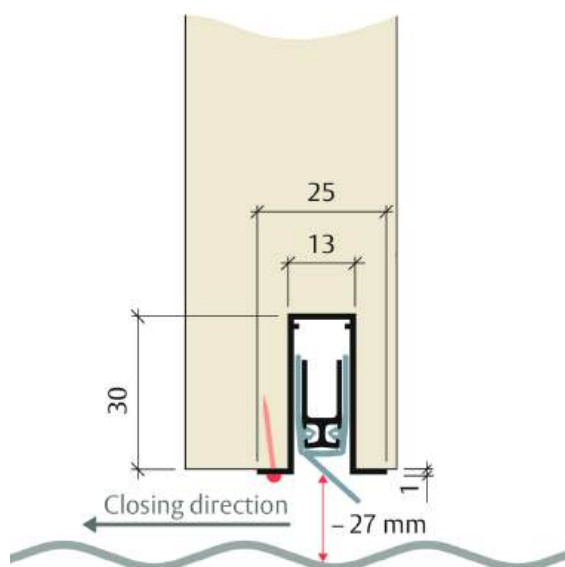
DROP SEALS - TIMBER DOORS

Planet RF

MORTISED OR FACE-FIXED



A mortised automatic drop seal designed for timber, metal, and PVC doors. Featuring a high-efficiency mechanism with hinge-side triggering, it enables parallel lowering and automatic adaptation to uneven floors. Its bevel lip ensures a secure seal on irregular surfaces and accommodates gaps of up to 27mm. Suitable for fire and smoke-shielding doors. Can be face-fixed with optional cover plate.



Planet RF Drop Seal



Planet RF



SYSTEM SPECIFICATIONS

Key benefits

- ▶ For uneven and sloping floors.
- ▶ Soft silicone bevel lip seal.
- ▶ Slope compensation for 1000mm door width: 15 mm.
- ▶ Cover plate available for face-fixing.
- ▶ One groove size for Planet RH and HS (even floors).
- ▶ Deeper recess allows for protection of the silicone lip.

Characteristics

- ▶ Suitable for use on timber, metal & PVC doors.
- ▶ Sound insulation up to 44dB.

Possible door types (depending on options)

- ▶ Single swing doors, double swing doors, sliding doors, folding doors, pivot doors, circular doors.
- ▶ Left-handed or right-handed variants.

Profile size

- ▶ 13mm x 30mm.

Groove size

- ▶ 13.3mm x 30.5mm deep.

Max drop height

- ▶ 27mm.

Profile material

- ▶ Aluminium.
- ▶ Optional anti-corrosion finish to special order.

Seal material

- ▶ **Planet RF RD:** High-quality silicone.
- ▶ **Planet RF FH+RD:** High-quality self-extinguishing silicone.

Adjustment

- ▶ Self-levelling on uneven surfaces.
- ▶ Automatic compensation of sloped floors.
- ▶ Easy drop height adjustment.
- ▶ Door bottom can be adjusted without seal removal.

Drop height adjustment

- ▶ Using 3mm allen key.

Standard lengths

- ▶ 350mm, 450mm, 550mm, 650mm, 750mm, 850mm, 950mm, 1050mm, 1150mm, 1250mm, 1350mm, 1450mm.
- ▶ Note: Each length can be cut back by max. 100mm.
- ▶ Sizes up to 6m are available to special order.

Fixing

- ▶ This seal is mortised. Fixing from below with on-site screws or nails/pins.

Accessories (supplied)

- ▶ Planet stopping plate, type 1 (stainless steel).

Finishes

- ▶ Silver as standard.

Planet RF

Planet RF, RD

Length	Cut back	DIN L		DIN R	
		Item No.	Order code	Item No.	Order code
350mm	>220mm	86035L	PLA886L/0350A00	86035R	PLA886R/0350A00
450mm	>335mm	86045L	PLA886L/0450A00	86045R	PLA886R/0450A00
550mm	>460mm	86055L	PLA886L/0550A00	86055R	PLA886R/0550A00
650mm	>585mm	86065L	PLA886L/0650A00	86065R	PLA886R/0650A00
750mm	>710mm	86075L	PLA886L/0750A00	86075R	PLA886R/0750A00
850mm	>835mm	86085L	PLA886L/0850A00	86085R	PLA886R/0850A00
950mm	>960mm	86095L	PLA886L/0950A00	86095R	PLA886R/0950A00
1050mm	>1085mm	86105L	PLA886L/1050A00	86105R	PLA886R/1050A00
1150mm	>1210mm	86115L	PLA886L/1150A00	86115R	PLA886R/1150A00
1250mm	>1150mm	86125L	PLA886L/1250A00	86125R	PLA886R/1250A00
1350mm	>1250mm	86600L	PLA886L/1350A00	86600R	PLA886R/1350A00
1450mm	>1350mm	86145L	PLA886L/1450A00	86145R	PLA886R/1450A00
<6000mm per m	-	86600L	PLA886L/6000A00	86600R	PLA886R/6000A00

Planet RF, FH + RD

Length	Cut back	DIN L		DIN R	
		Item No.	Order code	Item No.	Order code
350mm	>220mm	84035L	PLA884L/0350A00	84035R	PLA884R/0350A00
450mm	>335mm	84045L	PLA884L/0450A00	84045R	PLA884R/0450A00
550mm	>460mm	84055L	PLA884L/0550A00	84055R	PLA884R/0550A00
650mm	>585mm	84065L	PLA884L/0650A00	84065R	PLA884R/0650A00
750mm	>710mm	84075L	PLA884L/0750A00	84075R	PLA884R/0750A00
850mm	>835mm	84085L	PLA884L/0850A00	84085R	PLA884R/0850A00
950mm	>960mm	84095L	PLA884L/0950A00	84095R	PLA884R/0950A00
1050mm	>1085mm	84105L	PLA884L/1050A00	84105R	PLA884R/1050A00
1150mm	>1210mm	84115L	PLA884L/1150A00	84115R	PLA884R/1150A00
1250mm	>1150mm	84125L	PLA884L/1250A00	84125R	PLA884R/1250A00
1350mm	>1250mm	84600L	PLA884L/1350A00	84600R	PLA884R/1350A00
1450mm	>1350mm	84145L	PLA884L/1450A00	84145R	PLA884R/1450A00
<6000mm per m	-	84600L	PLA884L/6000A00	84600R	PLA884R/6000A00

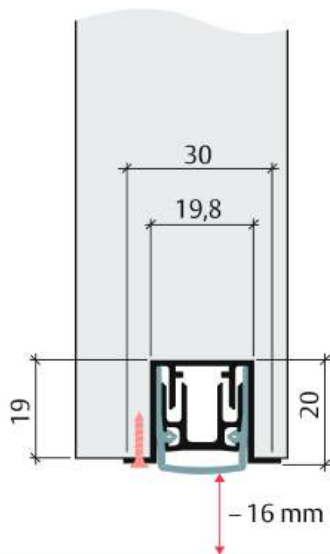
Planet PU

MORTISED



50dB

A mortised automatic drop seal designed for timber and metal doors. Featuring a high-efficiency mechanism with hinge-side triggering, it enables parallel lowering with automatic compensation for sloping floors. Supplied with a standard gasket for even, flat floors, providing a maximum drop of 16mm. Alternatively, an optional bevel lip is available for uneven floors, accommodating gaps of up to 20mm. Suitable for fire and smoke-shielding doors.



Planet PU

Planet PU Drop Seal



SYSTEM SPECIFICATIONS

Key benefits

- ▶ Unilateral and silent actuation.
- ▶ No scraping / trailing on the floor, thanks to parallel drop.
- ▶ High-quality silicone lip, lateral protrusion adjustable.
- ▶ Can be shortened to the next smaller stock length.
- ▶ Deeper recess allows for protection of the silicone lip.

Characteristics

- ▶ Suitable for use on timber & metal doors.
- ▶ Sound insulation up to 50dB.

Possible door types (depending on options)

- ▶ Single swing doors, double swing doors, sliding doors, folding doors, pivot doors.

Profile size

- ▶ 19.8mm x 20mm.

Groove size

- ▶ 20.3mm x 19.5mm deep.

Max drop height

- ▶ 16mm.

Profile material

- ▶ Aluminium.
- ▶ Optional anti-corrosion finish to special order.

Seal material

- ▶ **Planet PU RD:** High-quality silicone.
- ▶ **Planet PU FH+RD:** High-quality self-extinguishing silicone.
- ▶ Bevel lip available for uneven floors (Left-handed or right-handed variants).

Adjustment

- ▶ Self-levelling on uneven surfaces.
- ▶ Automatic compensation of sloped floors.
- ▶ Easy drop height adjustment.
- ▶ Door bottom can be adjusted without seal removal.

Drop height adjustment

- ▶ Using 3mm allen key.

Standard lengths

- ▶ 335mm, 460mm, 585mm, 710mm, 835mm, 960mm, 1085mm, 1210mm, 1335mm, 1460mm, 1585mm.
- ▶ Note: Each length can be cut back by 125mm. 335mm can be cut back by 115mm.
- ▶ Sizes up to 6m are available to special order.

Fixing

- ▶ Fixing screws are supplied. This seal is mortised from below with on-site screws or nails/pins.

Accessories (supplied)

- ▶ Planet stopping plate, type 1 (stainless steel).

Finishes

- ▶ Silver as standard.

Planet PU

HOW TO ORDER

Planet PU, RD

Length	Max cut back	Item No.	Order code
335mm	>220mm	53034	PLA853/0335A00
460mm	>335mm	53046	PLA853/0460A00
585mm	>460mm	53059	PLA853/0585A00
710mm	>585mm	53071	PLA853/0710A00
835mm	>710mm	53084	PLA853/0835A00
960mm	>835mm	53096	PLA853/0960A00
1085mm	>960mm	53109	PLA853/1085A00
1210mm	>1085mm	53121	PLA853/1210A00
1335mm	>1210mm	53134	PLA853/1335A00
1460mm	>1335mm	53146	PLA853/1460A00
1585mm	>1460mm	53159	PLA853/1585A00
<6000mm per m	-	53600	PLA853/6000A00



DROP SEALS - TIMBER DOORS

Planet PU, FH + RD

Length	Max cut back	Item No.	Order code
335mm	>220mm	54034	PLA854/0355A00
460mm	>335mm	54046	PLA854/0460A00
585mm	>460mm	54059	PLA854/0585A00
710mm	>585mm	54071	PLA854/0710A00
835mm	>710mm	54084	PLA854/0835A00
960mm	>835mm	54096	PLA854/0960A00
1085mm	>960mm	54109	PLA854/1085A00
1210mm	>1085mm	54121	PLA854/1210A00
1335mm	>1210mm	54134	PLA854/1335A00
1460mm	>1335mm	54146	PLA854/1460A00
1585mm	>1460mm	54159	PLA854/1585A00
<6000mm per m	-	54600	PLA854/6000A00

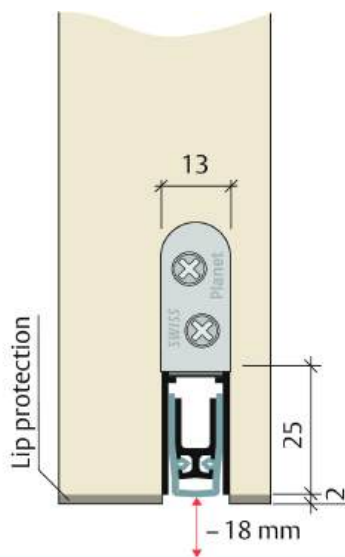
Planet KT

MORTISED



48dB

A mortised automatic drop seal designed for timber, metal, and PVC doors. Featuring a high-efficiency mechanism with hinge-side triggering, it enables parallel lowering with automatic compensation for sloping floors. Supplied with a standard gasket for even, flat floors, providing a maximum drop of 18mm. Alternatively, an optional bevel lip is available for uneven floors, accommodating gaps of up to 23mm. Suitable for fire and smoke-shielding doors.



Planet KT

Planet KT Drop Seal



SYSTEM SPECIFICATIONS

Key benefits

- ▶ Unilateral and silent actuation.
- ▶ No scraping / trailing on the floor, thanks to parallel drop.
- ▶ High-quality silicone lip, lateral protrusion adjustable.
- ▶ Deeper recess allows for protection of the silicone lip.

Characteristics

- ▶ Suitable for use on timber, metal & PVC doors.
- ▶ Sound insulation up to 48dB.

Possible door types (depending on options)

- ▶ Single swing doors, double swing doors, sliding doors, folding doors, pivot doors.

Profile size

- ▶ 13mm x 25mm.

Groove size

- ▶ 13.3mm x 25.5mm – 27.5mm deep.

Max drop height

- ▶ 18mm.

Profile material

- ▶ Aluminium.
- ▶ Optional anti-corrosion finish to special order.

Seal material

- ▶ **Planet KT RD:** High-quality silicone.
- ▶ **Planet KT FH+RD:** High-quality self-extinguishing silicone.
- ▶ Bevel lip available for uneven floors (Left-handed or right-handed variants).

Adjustment

- ▶ Self-levelling on uneven surfaces.
- ▶ Automatic compensation of sloped floors.
- ▶ Easy drop height adjustment.
- ▶ Door bottom can be adjusted without seal removal.

Drop height adjustment

- ▶ Using 3mm allen key.

Standard lengths

- ▶ 335mm, 460mm, 585mm, 710mm, 835mm, 960mm, 1085mm, 1210mm, 1335mm, 1460mm, 1585mm.
- ▶ Note: Each length can be cut back by 125mm. 335mm can be cut back by 115mm.
- ▶ Sizes up to 6m are available to special order.

Fixing

- ▶ Fixing screws are supplied. This seal is mortised. Pre-drilled end plates are supplied which also secure the product in place.

Accessories (supplied)

- ▶ Planet HS assembly set with 2 mounting brackets (stainless steel), 4 screws and stopping plate type 1 (stainless steel).

Finishes

- ▶ Silver as standard.

Planet KT

HOW TO ORDER

Planet KT, RD

Length	Max cut back	Item No.	Order code
335mm	>220mm	30034	PLA830/0335A00
460mm	>335mm	30046	PLA830/0460A00
585mm	>460mm	30059	PLA830/0585A00
710mm	>585mm	30071	PLA930/0710A00
835mm	>710mm	30084	PLA830/0835A00
960mm	>835mm	30096	PLA830/0960A00
1085mm	>960mm	30109	PLA830/1085A00
1210mm	>1085mm	30121	PLA830/1210A00
1335mm	>1210mm	30134	PLA830/1335A00
1460mm	>1335mm	30146	PLA830/1460A00
<6000mm per m	-	30600	PLA830/6000A00



DROPS SEALS - TIMBER DOORS

Planet KT, FH + RD

Length	Max cut back	Item No.	Order code
335mm	>220mm	31034	PLA831/0355A00
460mm	>335mm	31046	PLA831/0460A00
585mm	>460mm	31059	PLA831/0585A00
710mm	>585mm	31071	PLA831/0710A00
835mm	>710mm	31084	PLA831/0835A00
960mm	>835mm	31096	PLA831/0960A00
1085mm	>960mm	31109	PLA831/1085A00
1210mm	>1085mm	31121	PLA831/1210A00
1335mm	>1210mm	31134	PLA831/1335A00
1460mm	>1335mm	31146	PLA831/1460A00
<6000mm per m	-	31600	PLA831/6000A00

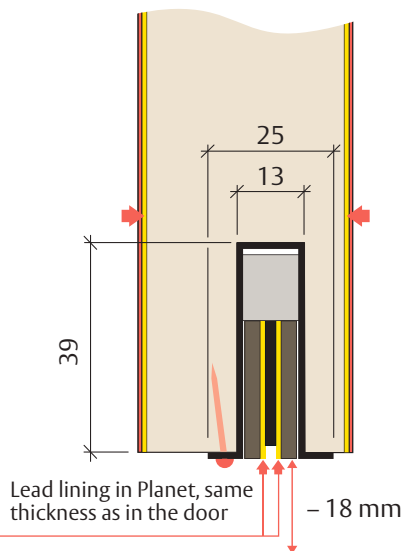
Planet BL

MORTISED



31dB

A mortised automatic drop seal designed for radiation-resistant doors. Featuring a hinge-side release with automatic compensation for sloping floors, it delivers a parallel seal drop of up to 18mm. The flush-bottom profile is grooved into the door leaf and can be specified with a choice of lead inlay thickness from 0.5–4mm for specialist shielding.



Planet BL

Planet BL Drop Seal



SYSTEM SPECIFICATIONS

Key benefits

- ▶ Drop seal for radiation protection doors made of wood or metal.
- ▶ Unilateral and silent actuation
- ▶ No scraping / trailing on the floor, thanks to parallel drop.
- ▶ Automatic compensation of sloped floors.
- ▶ Deeper recess allows for protection of the silicone lip.

Characteristics

- ▶ Suitable for radiation protection doors made of wood or metal.
- ▶ Sound insulation up to 31dB.

Possible door types (depending on options)

- ▶ Single swing doors, double swing doors, sliding doors, folding doors.

Profile size

- ▶ 13mm x 39mm.

Groove size

- ▶ 13.3mm x 40mm deep.

Max drop height

- ▶ 18mm.

Profile material

- ▶ Aluminium profile with lead inlay.

Seal material

- ▶ Lead inlay thicknesses: 0.5mm, 1mm, 1.5mm, 2mm, 3mm, 4mm (lead thickness same as in door).

Adjustment

- ▶ Self-levelling on uneven surfaces.
- ▶ Automatic compensation of sloped floors.
- ▶ Easy drop height adjustment.
- ▶ Door bottom can be adjusted without seal removal.

Drop height adjustment

- ▶ Using 3mm allen key.

Standard lengths

- ▶ 335mm, 460mm, 585mm, 710mm, 835mm, 960mm, 1085mm, 1210mm, 1335mm, 1460mm, 1585mm.
- ▶ Note: Each length can be cut back by 125mm. 335mm can be cut back by 115mm.
- ▶ Sizes up to 6m are available to special order.

Fixing

- ▶ Fixing screws are supplied. This seal is mortised. Fix from below on one side with on-site nails/screws.

Finishes

- ▶ Silver as standard.

Planet BL

HOW TO ORDER

Planet BL

Length	Lead thickness	Item No.	Order code
335mm – 6000mm	0.5mm	26005	PLA826/005A00
335mm – 6000mm	1.0mm	26010	PLA826/010A00
335mm – 6000mm	1.5mm	26015	PLA826/015A00
335mm – 6000mm	2.0mm	26020	PLA826/020A00
335mm – 6000mm	3.0mm	26030	PLA826/030A00
335mm – 6000mm	4.0mm	26040	PLA826/040A00



DROP SEALS - TIMBER DOORS

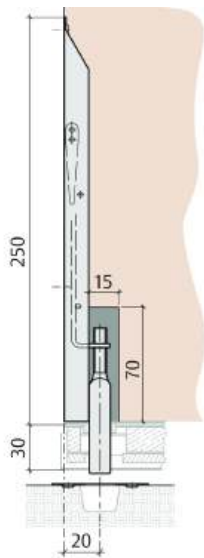
Planet KR Flush Bolt

MORTISED



A high-quality flush bolt designed for secure locking of double doors. The Planet KR flush bolt is suitable for wooden and metal doors with profile widths of 13mm and 20mm. Featuring an adjustable locking bolt and integrated plastic guide, it ensures smooth operation and a precise fit. Available in standard and extra-long versions for high doors, with round or corner face plates to suit various installations. Designed for compatibility with Planet drop seals, providing a continuous sealing solution. Available with three sealing options.

DROP SEALS - TIMBER DOORS



Planet KR Flush Bolt



Planet KR Flush Bolt with strike plate

SYSTEM SPECIFICATIONS

Key benefits

- ▶ Version for DIN L and DIN R.
- ▶ Planet drop-down seal prepared for fixed dimensions.
- ▶ Adjustable locking bolt.
- ▶ Deeper recess allows for protection of the silicone lip.

Possible door type

- ▶ Double swing doors.

Profile material

- ▶ Sheet steel.

Finishes

- ▶ Brushed, matt nickel-plated.

Bolt size options

- ▶ 5mm x 13mm.
- ▶ 8mm.
- ▶ 10mm (suitable for use with 20mm wide drop seals).

Variants available

- ▶ Planet KR flush bolt, bottom, round face plate, 15mm, 250mm long, matt nickel-plated, with lever.
- ▶ Planet KR flush bolt, bottom, corner face plate, 18mm, 250mm long, matt nickel-plated, with lever.
- ▶ Planet KR flush bolt, top, round face plate, 15mm, 250mm long, matt nickel-plated, with lever.
- ▶ Planet KR flush bolt long, top, round face plate, 15mm, 600mm long, matt nickel-plated, with lever.
- ▶ Planet KR flush bolt, top, corner face plate, 18mm, 250mm long, matt nickel-plated, with lever.



Planet KR Flush Bolt

HOW TO ORDER

Planet KT, RD

Detail	Item No.	Order code
Planet KR flush bolt, bottom, round face plate, 15mm, 250mm long, matt nickel-plated, with lever	4010	PLA94010
Planet KR flush bolt, bottom, corner face plate, 18mm, 250mm long, matt nickel-plated, with lever	4020	PLA94020
Planet KR flush bolt, top, round face plate, 15mm, 250mm long matt nickel-plated, with lever	4011	PLA94011
Planet KR flush bolt long, top, round face plate, 15mm, 600mm long, matt nickel-plated, with lever	4012	PLA94012
Planet KR flush bolt, top, corner face plate, 18mm, 250mm long matt nickel-plated, with lever	4021	PLA94021



Planet HS with Planet drill hole 5 x 13 mm and Planet KR flush bolt



Planet MF with Planet drill hole 5 x 13 mm and Planet KR flush bolt

Accessories

OPTIONAL

DROP SEALS - TIMBER DOORS

	Type	Size	Use with	Item No.	Order Code
	Stopping plate Type 1	-	Planet TW Planet US Planet HS-plus Planet FT-plus Planet HS Planet RH Planet FT Planet RF Planet KT	900014	PLA900014
	Stopping plate Type 2	38mm x 21mm incl. screws	Planet US, Planet HS, Planet HS-plus, Planet RH, Planet FT, Planet RF	900188	PLA900188
	Stopping plate Type 3	38mm x 21mm incl. screws	Planet US, Planet HS, Planet HS-plus, Planet RH, Planet FT, Planet RF	900395	PLA900395
	Stopping plate Type 6	13mm x 24mm incl. screws	Planet US, Planet HS, Planet HS-plus, Planet RH, Planet FT, Planet RF	902344	PLA902344



METAL DOORS

A range of drop seals for steel & aluminium doors that fit to the bottom of a door and drop down automatically when the door closes to form a firm seal.

A spring-loaded mechanism, requiring no power, ensures easy door operation and effective sealing when closed.

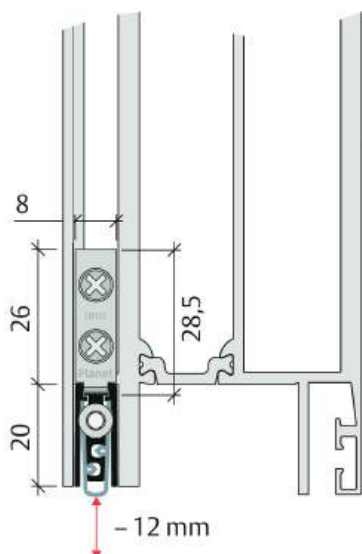
Planet TW

MORTISED



49dB

A mortised automatic drop seal designed for metal, timber, and PVC doors. Ideal for particularly narrow doors or confined spaces. Featuring a high-efficiency mechanism with hinge-side triggering, it enables parallel lowering with automatic compensation for sloping floors. Supplied with a standard gasket for even, flat floors, providing a maximum drop of 12mm. Alternatively, an optional bevel lip is available for uneven floors, accommodating gaps of up to 16mm. Suitable for fire and smoke-shielding doors.



Planet TW Drop Seal



Planet TW



SYSTEM SPECIFICATIONS

Key benefits

- ▶ Unilateral and silent actuation.
- ▶ No scraping / trailing on the floor, thanks to parallel drop.
- ▶ High-quality silicone lip, lateral protrusion adjustable.
- ▶ Can be shortened to the next smaller stock length.

Characteristics

- ▶ Suitable for use on metal, timber & PVC doors.
- ▶ Sound insulation up to 49dB.

Possible door types (depending on options)

- ▶ Single swing doors, double swing doors, sliding doors, folding doors.

Profile size

- ▶ 8mm x 20mm.

Groove size

- ▶ 8.3mm x 20.5mm.

Max drop height

- ▶ 12mm.

Profile material

- ▶ Aluminium.
- ▶ Optional anti-corrosion finish to special order.

Seal material

- ▶ **Planet TW RD:** High-quality silicone.
- ▶ **Planet TW FH+RD:** High-quality self-extinguishing silicone with aluminium carrier.
- ▶ Bevel lip available for uneven floors (Left-handed or right-handed variants).

Adjustment

- ▶ Self-levelling on uneven surfaces.
- ▶ Automatic compensation of sloped floors.
- ▶ Easy drop height adjustment.
- ▶ Door bottom can be adjusted without seal removal.

Drop height adjustment

- ▶ Using 3mm allen key.

Standard lengths

- ▶ 460mm, 585mm, 710mm, 835mm, 960mm, 1085mm, 1210mm, 1335mm, 1460mm, 1585mm.
- ▶ Note: Each length can be cut back by 125mm. 335mm can be cut back by 115mm.
- ▶ Sizes up to 6m are available to special order.

Fixing

- ▶ Fixing with mounting bracket and self-tapping screws on the side.

Accessories (supplied)

- ▶ Planet assembly set TW/US for metal, including 2 stainless steel mounting brackets, and 4 screws. (900671).

Finishes

- ▶ Silver as standard.

Planet TW

HOW TO ORDER

Planet TW, RD

Length	Max cut back	Item No.	Order code
460mm	>335mm	20046	PLA820/0460A00
585mm	>460mm	20059	PLA820/0585A00
710mm	>585mm	20071	PLA820/0710A00
835mm	>710mm	20084	PLA820/0835A00
960mm	>835mm	20096	PLA820/0960A00
1085mm	>960mm	20109	PLA820/1085A00
1210mm	>1085mm	20121	PLA820/1210A00
1335mm	>1210mm	20134	PLA820/1335A00
1460mm	>1335mm	20146	PLA820/1460A00
1585mm	>1460mm	20159	PLA820/1585A00
<6000mm per m	-	20600	PLA820/6000A00



DROP SEALS - METAL DOORS

Planet KT, FH + RD

Length	Max cut back	Item No.	Order code
460mm	>335mm	21046	PLA821/0460A00
460mm	>335mm	21046	PLA821/0460A00
585mm	>460mm	21059	PLA821/0585A00
710mm	>585mm	21071	PLA821/0710A00
835mm	>710mm	21084	PLA821/0835A00
960mm	>835mm	21096	PLA821/0960A00
1085mm	>960mm	21109	PLA821/1085A00
1210mm	>1085mm	21121	PLA821/1210A00
1335mm	>1210mm	21134	PLA821/1335A00
1460mm	>1335mm	21146	PLA821/1460A00
1585mm	>1460mm	21159	PLA821/1585A00
<6000mm per m	-	21600	PLA821/6000A00

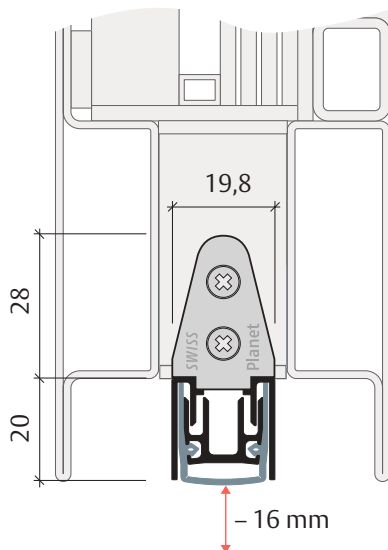
Planet MF

MORTISED



50dB

A mortised automatic drop seal designed for metal, timber, and PVC doors. Featuring a high-efficiency mechanism with hinge-side triggering, it enables parallel lowering with automatic compensation for sloping floors. Supplied with a standard gasket for even, flat floors, providing a maximum drop of 16mm. Alternatively, an optional bevel lip is available for uneven floors, accommodating gaps of up to 20mm. Suitable for fire and smoke-shielding doors.



Planet MF

Planet MF Drop Seal



SYSTEM SPECIFICATIONS

Key benefits

- ▶ Unilateral and silent actuation.
- ▶ No scraping / trailing on the floor, thanks to parallel drop.
- ▶ High-quality silicone lip, lateral protrusion adjustable.
- ▶ Can be shortened to the next smaller stock length.

Characteristics

- ▶ Suitable for use on metal, timber & PVC doors.
- ▶ Sound insulation up to 50dB.

Possible door types (depending on options)

- ▶ Single swing doors, double swing doors, sliding doors, folding doors.

Profile size

- ▶ 19.8mm x 20mm.

Groove size

- ▶ 20.3mm wide x 20.5 - 25mm deep.

Max drop height

- ▶ 16mm.

Profile material

- ▶ Aluminium.
- ▶ Optional anti-corrosion finish to special order.

Seal material

- ▶ **Planet MF RD:** High-quality silicone.
- ▶ **Planet MF FH+RD:** High-quality self-extinguishing silicone with aluminium carrier.
- ▶ Bevel lip available for uneven floors (Left-handed or right-handed variants).

Adjustment

- ▶ Self-levelling on uneven surfaces.
- ▶ Automatic compensation of sloped floors.
- ▶ Easy drop height adjustment.
- ▶ Door bottom can be adjusted without seal removal.

Drop height adjustment

- ▶ Using 3mm allen key.

Standard lengths

- ▶ 335mm, 460mm, 585mm, 710mm, 835mm, 960mm, 1085mm, 1210mm, 1335mm, 1460mm, 1585mm.
- ▶ Note: Each length can be cut back by 125mm. 335mm can be cut back by 115mm.
- ▶ Sizes up to 6m are available to special order.

Fixing

- ▶ Fixing with mounting bracket and self-tapping screws on the side.

Accessories (supplied)

- ▶ Planet assembly set MF for metal, including 2 stainless steel mounting brackets, and self-tapping screws. (900261).

Finishes

- ▶ Silver as standard.

Planet MF

HOW TO ORDER

Planet MF, RD

Length	Max cut back	Item No.	Order code
335mm	>220mm	50034	PLA850/0435A00
460mm	>335mm	50046	PLA850/0460A00
585mm	>460mm	50059	PLA850/0585A00
710mm	>585mm	50071	PLA850/0710A00
835mm	>710mm	50084	PLA850084
960mm	>835mm	50096	PLA850/0960A00
1085mm	>960mm	50109	PLA850/1085A00
1210mm	>1085mm	50121	PLA850/1210A00
1335mm	>1210mm	50134	PLA850/1335A00
1460mm	>1335mm	50146	PLA850/1460A00
1585mm	>1460mm	50159	PLA850/1585A00
<6000mm per m	-	50600	PLA850/6000A00



DROP SEALS - METAL DOORS

Planet MF, FH + RD

Length	Max cut back	Item No.	Order code
460mm	>335mm	51046	PLA851/0460A00
585mm	>460mm	51059	PLA851/0585A00
710mm	>585mm	51071	PLA851/0710A00
835mm	>710mm	51084	PLA851/0835A00
960mm	>835mm	51096	PLA851/0960A00
1085mm	>960mm	51109	PLA851/1085A00
1210mm	>1085mm	51121	PLA851/1210A00
1335mm	>1210mm	51134	PLA851/1335A00
1460mm	>1335mm	51146	PLA851/1460A00
1585mm	>1460mm	51159	PLA851/1585A00
<6000mm per m	-	51600	PLA821/6000A00


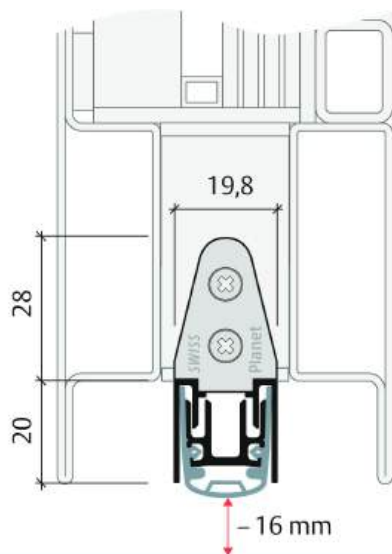
Planet MF-PLUS

MORTISED



54dB

A mortised automatic drop seal designed for metal, timber, and PVC doors. Featuring an enhanced gasket for superior acoustic performance and a high-efficiency mechanism with hinge-side triggering, it enables parallel lowering with automatic compensation for sloping floors. Suitable for flat, even floors, with a maximum drop of 16mm.



Planet MF-PLUS

Planet MF-PLUS Drop Seal



SYSTEM SPECIFICATIONS

Key benefits

- ▶ Unilateral and silent actuation.
- ▶ No scraping / trailing on the floor, thanks to parallel drop.
- ▶ High-quality silicone lip, lateral protrusion adjustable.
- ▶ Can be shortened to the next smaller stock length.

Characteristics

- ▶ Suitable for use on metal, timber & PVC doors.
- ▶ Sound insulation up to 54dB.

Possible door types (depending on options)

- ▶ Single swing doors, double swing doors, sliding doors, folding doors.

Profile size

- ▶ 19.8mm x 20mm.

Groove size

- ▶ 20.3mm wide x 20.5 - 25mm deep.

Max drop height

- ▶ 16mm.

Profile material

- ▶ Aluminium.
- ▶ Optional anti-corrosion finish to special order.

Seal material

- ▶ **Planet MF-Plus FH+RD:** High-quality self-extinguishing silicone with aluminium carrier.
- ▶ Bevel lip available for uneven floors (Left-handed or right-handed variants).

Adjustment

- ▶ Self-levelling on uneven surfaces.
- ▶ Automatic compensation of sloped floors.
- ▶ Easy drop height adjustment.
- ▶ Door bottom can be adjusted without seal removal.

Drop height adjustment

- ▶ Using 3mm allen key.

Standard lengths

- ▶ 335mm, 460mm, 585mm, 710mm, 835mm, 960mm, 1085mm, 1210mm, 1335mm, 1460mm, 1585mm.
- ▶ Note: Each length can be cut back by 125mm. 335mm can be cut back by 115mm.
- ▶ Sizes up to 6m are available to special order.

Fixing

- ▶ Fixing with mounting bracket and self-tapping screws on the side.

Accessories (supplied)

- ▶ Planet assembly set MF for metal, including 2 stainless steel mounting brackets, and self-tapping screws. (900261).

Finishes

- ▶ Silver as standard.

Planet MF-PLUS

HOW TO ORDER

Planet MF-PLUS, FH + RD

Length	Max cut back	Item No.	Order code
335mm	>220mm	51034-DD	PLA851DD/0335A00
460mm	>335mm	51046-DD	PLA851DD/0460A00
585mm	>460mm	51059-DD	PLA851DD/0585A00
710mm	>585mm	51071-DD	PLA851DD/0710A00
835mm	>710mm	51084-DD	PLA851DD/0835A00
960mm	>835mm	51096-DD	PLA851DD/0960A00
1085mm	>960mm	51109-DD	PLA851DD/1085A00
1210mm	>1085mm	51121-DD	PLA851DD/1210A00
1335mm	>1210mm	51134-DD	PLA851DD/1335A00
1460mm	>1335mm	51146-DD	PLA851DD/1460A00
1585mm	>1460mm	51159-DD	PLA851DD/1585A00
<6000mm per m	-	51600-DD	PLA851DD/6000A00



DROPS SEALS - METAL DOORS

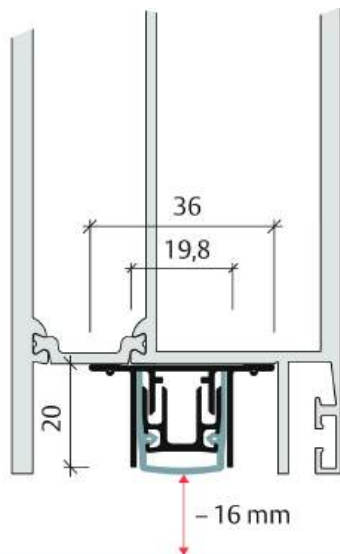
Planet RO

MORTISED



50dB

A mortised automatic, 'flat back' drop seal designed for metal, timber, and PVC doors. Featuring a high-efficiency mechanism with hinge-side triggering, it enables parallel lowering with automatic compensation for sloping floors. Supplied with a standard gasket for even, flat floors, providing a maximum drop of 16mm. Alternatively, an optional bevel lip is available for uneven floors, accommodating gaps of up to 20mm. Suitable for fire and smoke-shielding doors.



Planet RO Drop Seal



SYSTEM SPECIFICATIONS

Key benefits

- ▶ Unilateral and silent actuation.
- ▶ No scraping / trailing on the floor, thanks to parallel drop.
- ▶ High-quality silicone lip, lateral protrusion adjustable.
- ▶ Can be shortened to the next smaller stock length.

Characteristics

- ▶ Suitable for use on metal, timber & PVC doors.
- ▶ Sound insulation up to 50dB.

Possible door types (depending on options)

- ▶ Single swing doors, double swing doors, sliding doors, folding doors.

Profile size

- ▶ 19.8mm x 20mm.

Max drop height

- ▶ 16mm.

Profile material

- ▶ Aluminium.
- ▶ Optional anti-corrosion finish to special order.

Seal material

- ▶ **Planet TW RD:** High-quality silicone.
- ▶ **Planet TW FH+RD:** High-quality self-extinguishing silicone with aluminium carrier.
- ▶ Bevel lip available for uneven floors (Left-handed or right-handed variants).

Adjustment

- ▶ Self-levelling on uneven surfaces.
- ▶ Automatic compensation of sloped floors.
- ▶ Easy drop height adjustment.
- ▶ Door bottom can be adjusted without seal removal.

Drop height adjustment

- ▶ Using 3mm allen key.

Standard lengths

- ▶ 335mm, 460mm, 585mm, 710mm, 835mm, 960mm, 1085mm, 1210mm, 1335mm, 1460mm, 1585mm.
- ▶ Note: Each length can be cut back by 125mm. 335mm can be cut back by 115mm.
- ▶ Sizes up to 6m are available to special order.

Fixing

- ▶ Fixing from below with on-site screws.

Finishes

- ▶ Silver as standard.

Planet RO

HOW TO ORDER

Planet RO, RD

Length	Max cut back	Item No.	Order code
335mm	>220mm	56034	PLA856/0435A00
460mm	>335mm	56046	PLA856/0460A00
585mm	>460mm	56059	PLA856/0585A00
710mm	>585mm	56071	PLA856/0710A00
835mm	>710mm	56084	PLA856/0835A00
960mm	>835mm	56096	PLA856/0960A00
1085mm	>960mm	56109	PLA856/1085A00
1210mm	>1085mm	56121	PLA856/1210A00
1335mm	>1210mm	56134	PLA856/1335A00
1460mm	>1335mm	56146	PLA856/1460A00
1585mm	>1460mm	56159	PLA856/1585A00
<6000mm per m	-	56600	PLA856/6000A00



DROP SEALS - METAL DOORS





Planet RO, FH + RD

Length	Max cut back	Item No.	Order code
335mm	>220mm	57034	PLA857/0435A00
460mm	>335mm	57046	PLA857/0460A00
585mm	>460mm	57059	PLA857/0585A00
710mm	>585mm	57071	PLA857/0710A00
835mm	>710mm	57084	PLA857/0835A00
960mm	>835mm	57096	PLA857/0960A00
1085mm	>960mm	57109	PLA857/1085A00
1210mm	>1085mm	57121	PLA857/1210A00
1335mm	>1210mm	57134	PLA857/1335A00
1460mm	>1335mm	57146	PLA857/1460A00
1585mm	>1460mm	57159	PLA857/1585A00
<6000mm per m	-	57600	PLA857/6000A00

Accessories

OPTIONAL

DROPS SEALS - METAL DOORS

	Type	Size	Use with	Item No.	Order Code
	Stopping plate Type 1	-	Planet TW, Planet MF, Planet MF-plus	900014	PLA900014
	Stopping plate Type 2	38mm x 21mm incl. screws	Planet TW, Planet MF, Planet MF-plus	900188	PLA900188
	Stopping plate Type 3	38mm x 21mm incl. screws	Planet TW, Planet MF, Planet MF-plus	900395	PLA900395
	Stopping plate Type 6	13mm x 24mm incl. screws	Planet TW, Planet MF, Planet MF-plus	902344	PLA902344



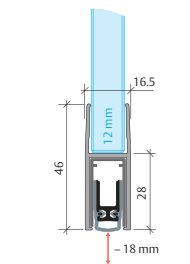
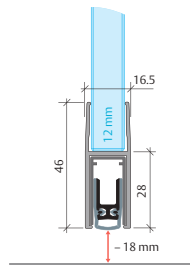
GLASS DOORS

A range of drop seals for glass doors that fit to the bottom of a door and drop down automatically when the door closes to form a firm seal.

A spring-loaded mechanism, requiring no power, ensures easy door operation and effective sealing when closed.

Drop seals for glass doors

Engineered for seamless integration, Planet KG-F, KG-A, and KG-S narrow drop seals deliver up to 48dB sound insulation with a slim profile ideal for glass doors. Available in a range of lengths and finishes to suit bespoke applications.

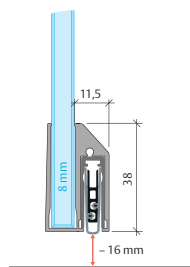
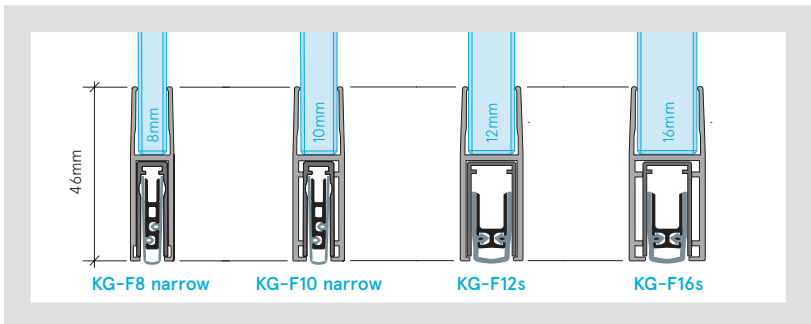


Planet KG-F8 | F10 narrow, Planet KG-F12s | F16s

- ▶ For single-leaf and double-leaf all-glass doors with 8, 10, 12 and 16mm glass thickness (16mm glass thickness is suitable for fire doors).
- ▶ Drop seal for attaching and gluing (VHB)
- ▶ Suitable for ESG safety glass and VSG multiple-walled glass widths.

Options

- ▶ Seal material: **RD**: High-quality silicone or **FH+RD**: High-quality self-extinguishing silicone.
- ▶ Carrier: Silver anodised finish (EV1) or stainless steel satin anodised (INOX).

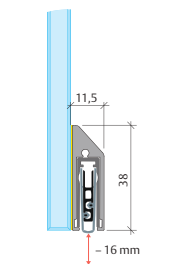


Planet KG-A8 | KG-A10 | KG-A12 narrow

- ▶ For single-leaf and double-leaf all-glass doors with 8, 10 and 12mm glass thickness
- ▶ Drop seal for attaching and gluing (VHB)
- ▶ Ready for use immediately after installation thanks to the fixing screws supplied
- ▶ Suitable for ESG safety glass and VSG multiple-walled glass widths.

Options

- ▶ Seal material: **RD**: High-quality silicone or **FH+RD**: High-quality self-extinguishing silicone.
- ▶ Carrier: Silver anodised finish EV1 or stainless steel satin anodised (INOX).

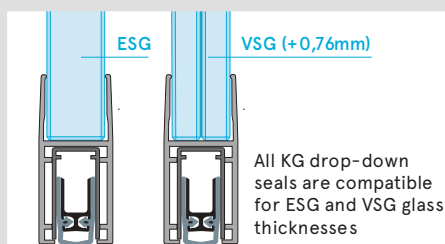


Planet KG-S narrow

- ▶ Suitable for all glass thicknesses, also for wooden, PVC and metal doors
- ▶ Glued on the side with UV glue or double-sided tape
- ▶ Ready for use immediately after installation thanks to the fixing screws supplied
- ▶ Suitable for ESG safety glass and VSG multiple-walled glass widths.

Options

- ▶ Seal material: **RD**: High-quality silicone or **FH+RD**: High-quality self-extinguishing silicone.
- ▶ Carrier: Silver anodised finish EV1, stainless steel satin anodised (INOX), or black C35 satin anodised



Also available:



Planet KG-SM set, narrow, the complete set with everything you need for quick and easy installation of the KG-S narrow seal.

Versions: Surface silver anodised finish EV1, black C35 satin anodised or stainless steel satin anodised (INOX)

Thanks to the new mechanical fixation, our seals for glass doors are even easier to mount!

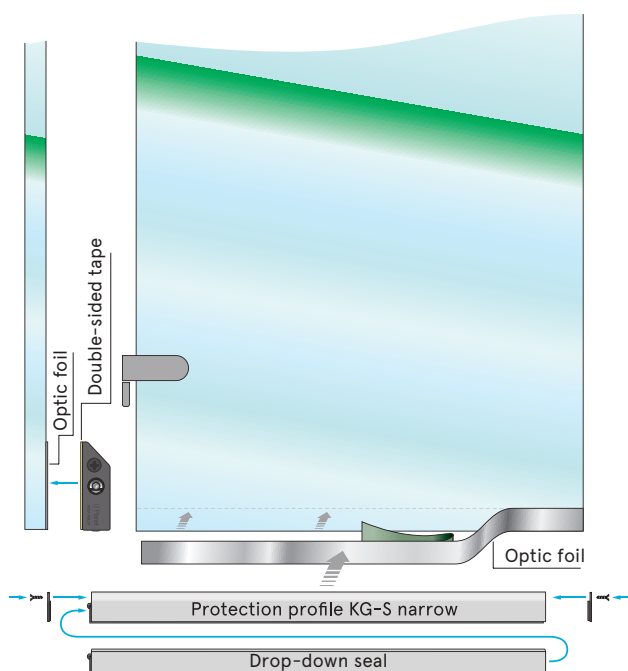
With the optimised seals for glass doors, even more time can now be saved during installation, as glue, silicone or UV adhesive can be dispensed with completely, thus eliminating waiting times for drying.

Assembly

Planet **KG-S narrow** Planet **KG-SM-Set narrow**

Advantages:

- Enables DIN L and DIN R to be changed
- Easy to replace at any time
- Individual special colours available
- Easy to retrofit



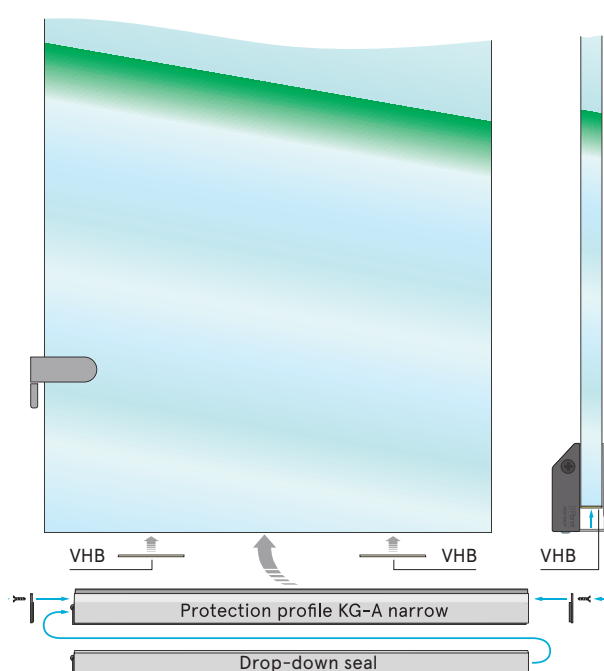
Simple installation (Illustration KG-SM-Set):

1. Attach the optical foil
2. Screw on the cover plates
3. Glue on the protection profile
4. Done!

Planet **KG-A8** Planet **A10** Planet **A12 narrow**

Advantages:

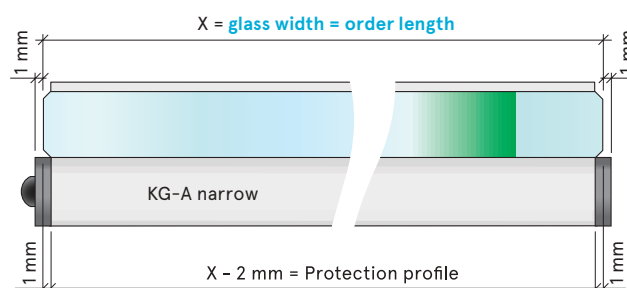
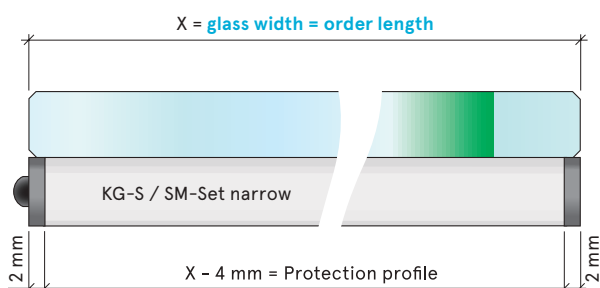
- Enables DIN L and DIN R to be changed
- Easy to replace at any time
- Individual special colours available



Simple installation:

1. Attach double-sided VHB adhesive tape to glass
2. Screw on the cover plates
3. Glue on protection profile
4. Done!

Order length (view from above)



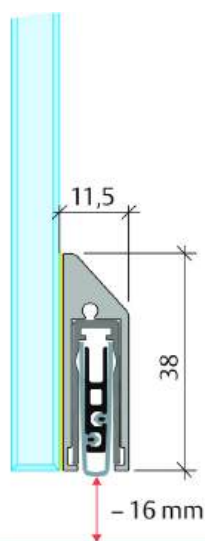
Planet KG-SM Set Narrow

FACE-FIXED



48dB

A slimline, face-fixed automatic drop seal designed for glass, timber, metal, and PVC doors. Its ultra-narrow 11.5mm profile makes it ideal for minimalistic applications. Featuring a high-efficiency mechanism with a single-sided trigger, it enables parallel lowering and automatic compensation for sloping floors. Suitable for doors with a seal height of up to 16mm. Fixing tape allows for quick and easy installation on new and existing doors. An optional bevel lip is available for uneven floors, accommodating gaps of up to 20mm.



Planet KG-SM Set Narrow Drop Seal



Planet KG-SM Set Narrow



SYSTEM SPECIFICATIONS

Key benefits

- ▶ Elegant architectural design solution.
- ▶ For new and existing doors.
- ▶ Unilateral and silent actuation.
- ▶ No scraping / trailing on the floor, thanks to parallel drop.
- ▶ High-quality silicone lip, lateral protrusion adjustable.
- ▶ Can be shortened to the next smaller stock length.

Characteristics

- ▶ Suitable for use on glass, timber, metal & PVC doors.
- ▶ Sound insulation up to 48dB

Possible door types (depending on options)

- ▶ Single swing doors, double swing doors, sliding doors.

Profile size

- ▶ 11.5mm x 38mm.

Max drop height

- ▶ 16mm.

Profile material

- ▶ Aluminium.

Seal material

- ▶ **Planet KG-SM set narrow FH+RD:** High-quality self-extinguishing silicone with aluminium carrier.
- ▶ Bevel lip available for uneven floors (Left-handed or right-handed variants).

Adjustment

- ▶ Self-levelling on uneven surfaces.
- ▶ Automatic compensation of sloped floors.
- ▶ Easy drop height adjustment.
- ▶ Door bottom can be adjusted without seal removal.

Drop height adjustment

- ▶ Using 3mm allen key.

Standard lengths

- ▶ 459mm, 584mm, 709mm, 834mm, 959mm, 1084mm, 1209mm, 1334mm, 1459mm.
- ▶ Note: Each length can be cut back by 125mm.
- ▶ Sizes up to 6m are available to special order.

Fixing

- ▶ Glued to the side with double adhesive tape (supplied).

Accessories (supplied)

- ▶ Complete set consisting of drop-down seal, protection profile with prepared double adhesive tape, cover plates, stopping plates, fixing screws, optical film, Allen key.

Finishes

- ▶ Silver anodised EV1 as standard.
- ▶ Matt anodised stainless steel (INOX) or black C35 matt anodised or special colours powder coated (RAL / DB / NCS) to special order.

Planet KG-SM Set Narrow

HOW TO ORDER

Planet KG-SM Set Narrow FH + RD

		SILVER ANODISED		MATT STAINLESS STEEL		BLACK	
Length	Cut back	Item No.	Order code	Item No.	Order code	Item No.	Order code
459mm	>335mm	35046-SM	PLA835/0459-SMA00	35046-SMX	PLA835/0459-SMH00	35046-SMB	PLA835/0459-SMN00
584mm	>460mm	35059-SM	PLA835/0584-SMA00	35059-SMX	PLA835/0584-SMH00	35059-SMB	PLA835/0584-SMN00
709mm	>585mm	35071-SM	PLA835/0709-SMA00	35071-SMX	PLA835/0709-SMH00	35071-SMB	PLA835/0709-SMN00
834mm	>710mm	35084-SM	PLA835/0834-SMA00	35084-SMX	PLA835/0834-SMH00	35084-SMB	PLA835/0834-SMN00
959mm	>835mm	35096-SM	PLA835/0959-SMA00	35096-SMX	PLA835/0959-SMH00	35096-SMB	PLA835/0959-SMN00
1084mm	>960mm	35109-SM	PLA835/1084-SMA00	35109-SMX	PLA835/1084-SMH00	35109-SMB	PLA835/1084-SMN00
1209mm	>1085mm	35121-SM	PLA835/1209-SMA00	35121-SMX	PLA835/1209-SMH00	35121-SMB	PLA835/1209-SMN00
1334mm	>1210mm	35134-SM	PLA835/1334-SMA00	35134-SMX	PLA835/1334-SMH00	35134-SMB	PLA835/1334-SMN00
1459mm	>1335mm	35146-SM	PLA835/1459-SMA00	35146-SMX	PLA835/1459-SMH00	35146-SMB	PLA835/1459-SMN00
<6000mm per m	-	35600-SM	PLA835/6000-SMA00	35600-SMX	PLA835/6000-SMH00	35600-SMB	PLA835/6000-SMN00



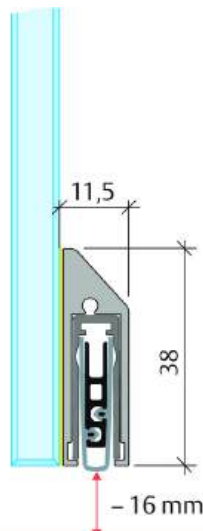
Planet KG-S Narrow

FACE-FIXED



48dB

A slimline, face-fixed automatic drop seal designed for glass, timber, metal, and PVC doors. Its ultra-narrow 11.5mm profile makes it ideal for minimalistic applications. Featuring a high-efficiency mechanism with a single-sided trigger, it enables parallel lowering and automatic compensation for sloping floors. Suitable for fire and smoke-shielding doors, with a seal height of up to 16mm. Designed for adhesive mounting. An optional bevel lip is available for uneven floors, accommodating gaps of up to 20mm.



Planet KG-S Narrow Drop Seal



Planet KG-S Narrow



SYSTEM SPECIFICATIONS

Key benefits

- ▶ For new and existing doors.
- ▶ Unilateral and silent actuation.
- ▶ No scraping / trailing on the floor, thanks to parallel drop.
- ▶ High-quality silicone lip, lateral protrusion adjustable.
- ▶ Can be shortened to the next smaller stock length.

Characteristics

- ▶ Suitable for use on glass, timber, metal & PVC doors.
- ▶ Sound insulation up to 48dB.

Possible door types (depending on options)

- ▶ Single swing doors, double swing doors, sliding doors.

Profile size

- ▶ 11.5mm x 38mm.

Max drop height

- ▶ 16mm.

Profile material

- ▶ Aluminium.

Seal material

- ▶ **Planet KG-S narrow RD:** High-quality silicone.
- ▶ **Planet KG-S narrow FH+RD:** High-quality self-extinguishing silicone with aluminium carrier.
- ▶ Bevel lip available for uneven floors (Left-handed or right-handed variants).

Adjustment

- ▶ Self-levelling on uneven surfaces.
- ▶ Automatic compensation of sloped floors.
- ▶ Easy drop height adjustment.
- ▶ Door bottom can be adjusted without seal removal.

Drop height adjustment

- ▶ Using 3mm allen key.

Standard lengths

- ▶ 459mm, 584mm, 709mm, 834mm, 959mm, 1084mm, 1209mm, 1334mm, 1459mm.
- ▶ Note: Each length can be cut back by 125mm.
- ▶ Sizes up to 6m are available to special order.

Fixing

- ▶ Glued to the side with VHB adhesive tape or silicon or UV.

Accessories (supplied)

- ▶ Planet stopping plate, type 1 (stainless steel) and cover plate.

Finishes

- ▶ Silver anodised EV1 as standard.
- ▶ Matt anodised stainless steel (INOX) or black C35 matt anodised or special colours powder coated (RAL / DB / NCS) to special order.

Planet KG-S Set Narrow

HOW TO ORDER

Planet KG-S Set Narrow FH + RD

Length	Cut back	SILVER ANODISED		MATT STAINLESS STEEL		BLACK	
		Item No.	Order code	Item No.	Order code	Item No.	Order code
459mm	>335mm	35046-S	PLA835/0459-SA00	35046-SX	PLA835/0459-SH00	35046-SB	PLA835/0459-SN00
584mm	>460mm	35059-S	PLA835/0584-SA00	35059-SX	PLA835/0584-SH00	35059-SB	PLA835/0584-SN00
709mm	>585mm	35071-S	PLA835/0709-SA00	35071-SX	PLA835/0709-SH00	35071-SB	PLA835/0709-SN00
834mm	>710mm	35084-S	PLA835/0834-SA00	35084-SX	PLA835/0834-SH00	35084-SB	PLA835/0834-SN00
959mm	>835mm	35096-S	PLA835/0959-SA00	35096-SX	PLA835/0959-SH00	35096-SB	PLA835/0959-SN00
1084mm	>960mm	35109-S	PLA835/1084-SA00	35109-SX	PLA835/1084-SH00	35109-SB	PLA835/1084-SN00
1209mm	>1085mm	35121-S	PLA835/1209-SA00	35121-SX	PLA835/1209-SH00	35121-SB	PLA835/1209-SN00
1334mm	>1210mm	35134-S	PLA835/1334-SA00	35134-SX	PLA835/1334-SH00	35134-SB	PLA835/1334-SN00
1459mm	>1335mm	35146-S	PLA835/1459-SA00	35146-SX	PLA835/1459-SH00	35146-SB	PLA835/1459-SN00
<6000mm per m	-	35600-S	PLA835/6000-SA00	35600-SX	PLA835/6000-SH00	35600-SB	PLA835/6000-SN00



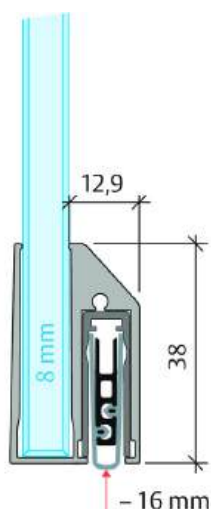
Planet KG-A8 Narrow

FACE-FIXED



48dB

A slimline, face-fixed automatic drop seal designed for 8mm glass doors. Its narrow 12.9mm profile makes it ideal for minimalistic applications. Featuring a high-efficiency mechanism with a single-sided trigger, it enables parallel lowering and automatic compensation for sloping floors. Provides sound absorption of up to 48dB, with a drop height of up to 16mm. A durable silicone lip ensures reliable sealing. Designed for both adhesive and mechanical fixing. An optional bevel lip is available for uneven floors, accommodating gaps of up to 20mm.



Planet KG-A8 Narrow

Planet KG-A8 Narrow Drop Seal



SYSTEM SPECIFICATIONS

Key benefits

- ▶ Elegant architectural design solution.
- ▶ For new and existing doors.
- ▶ Unilateral and silent actuation.
- ▶ No scraping / trailing on the floor, thanks to parallel drop.
- ▶ High-quality silicone lip, lateral protrusion adjustable.
- ▶ Can be shortened to the next smaller stock length.

Characteristics

- ▶ Suitable for single and double-leaf glass doors with 8mm glass thickness.
- ▶ Sound insulation up to 48dB.

Possible door types (depending on options)

- ▶ Single swing doors, double swing doors, sliding doors.

Profile size

- ▶ 11.5mm x 38mm.

Max drop height

- ▶ 16mm.

Profile material

- ▶ Aluminium.

Seal material

- ▶ **Planet KG-A8 FH+RD:** High-quality self-extinguishing silicone with aluminium carrier.
- ▶ Bevel lip available for uneven floors (Left-handed or right-handed variants).

Adjustment

- ▶ Self-levelling on uneven surfaces.
- ▶ Automatic compensation of sloped floors.
- ▶ Easy drop height adjustment.
- ▶ Door bottom can be adjusted without seal removal.

Drop height adjustment

- ▶ Using 3mm allen key.

Standard lengths

- ▶ 459mm, 584mm, 709mm, 834mm, 959mm, 1084mm, 1209mm, 1334mm, 1459mm.
- ▶ Note: Each length can be cut back by 125mm.
- ▶ Sizes up to 6m are available to special order.

Fixing

- ▶ Glued to the side with VHB adhesive tape (supplied) or silicone, or UV.

Accessories (supplied)

- ▶ Planet stopping plate, type 1 (stainless steel) and cover plate.

Finishes

- ▶ Silver anodised EV1 as standard.
- ▶ Matt anodised stainless steel (INOX) or special colours powder coated (RAL / DB / NCS) to special order.

Planet KG-A8 Narrow

HOW TO ORDER

Planet KG-A8 Narrow FH + RD

Length	Cut back	SILVER ANODISED		MATT STAINLESS STEEL	
		Item No.	Order code	Item No.	Order code
459mm	>335mm	35046-A8	PLA835/0459-A8A00	35046-A8X	PLA835/0459-A8H00
584mm	>460mm	35059-A8	PLA835/0584-A8A00	35059-A8X	PLA835A/0584-A8H00
709mm	>585mm	35071-A8	PLA835/0709-A8A00	35071-A8X	PLA835A/0709-A8H00
834mm	>710mm	35084-A8	PLA835/0834-A8A00	35084-A8X	PLA835A/0834-A8H00
959mm	>835mm	35096-A8	PLA835/0959-A8A00	35096-A8X	PLA835A/0959-A8H00
1084mm	>960mm	35109-A8	PLA835/1084-A8A00	35109-A8X	PLA835A/1084-A8H00
1209mm	>1085mm	35121-A8	PLA835/1209-A8A00	35121-A8X	PLA835A/1209-A8H00
1334mm	>1210mm	35134-A8	PLA835/1334-A8A00	35134-A8X	PLA835A/1334-A8H00
1459mm	>1335mm	35146-A8	PLA835/1459-A8A00	35146-A8X	PLA835A/1459-A8H00
<6000mm per m	-	35600-A8	PLA835/6000-A8A00	35600-A8X	PLA835A/6000-A8H00



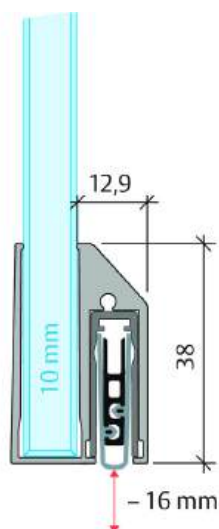
Planet KG-A10 Narrow

FACE-FIXED



48dB

A slimline, face-fixed automatic drop seal designed for 10mm glass doors. Its narrow 12.9mm profile makes it ideal for minimalistic applications. Featuring a high-efficiency mechanism with a single-sided trigger, it enables parallel lowering and automatic compensation for sloping floors. Provides sound absorption of up to 48dB, with a drop height of up to 16mm. A durable silicone lip ensures reliable sealing. Designed for both adhesive and mechanical fixing. An optional bevel lip is available for uneven floors, accommodating gaps of up to 20mm.



Planet KG-A10 Narrow Drop Seal



Planet KG-A10 Narrow



SYSTEM SPECIFICATIONS

Key benefits

- ▶ Elegant architectural design solution.
- ▶ For new and existing doors.
- ▶ Unilateral and silent actuation.
- ▶ No scraping / trailing on the floor, thanks to parallel drop.
- ▶ High-quality silicone lip, lateral protrusion adjustable.
- ▶ Can be shortened to the next smaller stock length.

Characteristics

- ▶ Suitable for single and double-leaf glass doors with 10mm glass thickness.
- ▶ Sound insulation up to 48dB.

Possible door types (depending on options)

- ▶ Single swing doors, double swing doors, sliding doors.

Profile size

- ▶ 11.5mm x 38mm.

Max drop height

- ▶ 16mm.

Profile material

- ▶ Aluminium.

Seal material

- ▶ **Planet KG-A10 RD:** High-quality silicone.
- ▶ **Planet KG-A10 FH+RD:** High-quality self-extinguishing silicone with aluminium carrier.
- ▶ Bevel lip available for uneven floors (Left-handed or right-handed variants).

Adjustment

- ▶ Self-levelling on uneven surfaces.
- ▶ Automatic compensation of sloped floors.
- ▶ Easy drop height adjustment.
- ▶ Door bottom can be adjusted without seal removal.

Drop height adjustment

- ▶ Using 3mm allen key.

Standard lengths

- ▶ 459mm, 584mm, 709mm, 834mm, 959mm, 1084mm, 1209mm, 1334mm, 1459mm.
- ▶ Note: Each length can be cut back by 125mm.
- ▶ Sizes up to 6m are available to special order.

Fixing

- ▶ Glued to the side with VHB adhesive tape (supplied) or silicone, or UV.

Accessories (supplied)

- ▶ Planet stopping plate, type 1 (stainless steel) and cover plate.

Finishes

- ▶ Silver anodised EV1 as standard.
- ▶ Matt anodised stainless steel (INOX) or special colours powder coated (RAL / DB / NCS) to special order.

Planet KG-A10 Narrow

HOW TO ORDER

Planet KG-A10 Narrow FH + RD

		SILVER ANODISED		MATT STAINLESS STEEL	
Length	Cut back	Item No.	Order code	Item No.	Order code
459mm	>335mm	35046-A10	PLA835/0459-A10A00	35046-A10X	PLA835/0459-A10H00
584mm	>460mm	35059-A10	PLA835/0584-A10A00	35059-A10X	PLA835/0584-A10H00
709mm	>585mm	35071-A10	PLA835/0709-A10A00	35071-A10X	PLA835/0709-A10H00
834mm	>710mm	35084-A10	PLA835/0834-A10A00	35084-A10X	PLA835/0834-A10H00
959mm	>835mm	35096-A10	PLA835/0959-A10A00	35096-A10X	PLA835/0959-A10H00
1084mm	>960mm	35109-A10	PLA835/1084-A10A00	35109-A10X	PLA835/1084-A10H00
1209mm	>1085mm	35121-A10	PLA835/1209-A10A00	35121-A10X	PLA835/1209-A10H00
1334mm	>1210mm	35134-A10	PLA835/1334-A10A00	35134-A10X	PLA835/1334-A10H00
1459mm	>1335mm	35146-A10	PLA835/1459-A10A00	35146-A10X	PLA835/1459-A10H00
<6000mm per m	-	35600-A10	PLA835/6000-A10A00	35600-A10X	PLA835/6000-A10H00



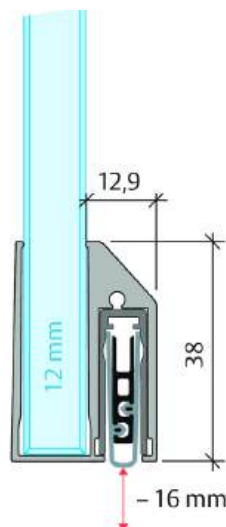
Planet KG-A12 Narrow

FACE-FIXED



48dB

A slimline, face-fixed automatic drop seal designed for 12mm glass doors. Its narrow 12.9mm profile makes it ideal for minimalistic applications. Featuring a high-efficiency mechanism with a single-sided trigger, it enables parallel lowering and automatic compensation for sloping floors. Provides sound absorption of up to 48dB, with a drop height of up to 16mm. A durable silicone lip ensures reliable sealing. Designed for both adhesive and mechanical fixing. An optional bevel lip is available for uneven floors, accommodating gaps of up to 20mm.



Planet KG-A12 Narrow

Planet KG-A12 Narrow Drop Seal



SYSTEM SPECIFICATIONS

Key benefits

- ▶ Elegant architectural design solution.
- ▶ For new and existing doors.
- ▶ Unilateral and silent actuation.
- ▶ No scraping / trailing on the floor, thanks to parallel drop.
- ▶ High-quality silicone lip, lateral protrusion adjustable.
- ▶ Can be shortened to the next smaller stock length.

Characteristics

- ▶ Suitable for single and double-leaf glass doors with 12mm glass thickness.
- ▶ Sound insulation up to 48dB.

Possible door types (depending on options)

- ▶ Single swing doors, double swing doors, sliding doors.

Profile size

- ▶ 11.5mm x 38mm.

Max drop height

- ▶ 16mm.

Profile material

- ▶ Aluminium.

Seal material

- ▶ **Planet KG-A12 RD:** High-quality silicone.
- ▶ **Planet KG-A12 FH+RD:** High-quality self-extinguishing silicone with aluminium carrier.
- ▶ Bevel lip available for uneven floors (Left-handed or right-handed variants).

Adjustment

- ▶ Self-levelling on uneven surfaces.
- ▶ Automatic compensation of sloped floors.
- ▶ Easy drop height adjustment.
- ▶ Door bottom can be adjusted without seal removal.

Drop height adjustment

- ▶ Using 3mm allen key.

Standard lengths

- ▶ 459mm, 584mm, 709mm, 834mm, 959mm, 1084mm, 1209mm, 1334mm, 1459mm.
- ▶ Note: Each length can be cut back by 125mm.
- ▶ Sizes up to 6m are available to special order.

Fixing

- ▶ Glued to the side with VHB adhesive tape (supplied) or silicone, or UV.

Accessories (supplied)

- ▶ Planet stopping plate, type 1 (stainless steel) and cover plate.

Finishes

- ▶ Silver anodised EV1 as standard.
- ▶ Matt anodised stainless steel (INOX) or special colours powder coated (RAL / DB / NCS) to special order.

Planet KG-A12 Narrow

HOW TO ORDER

Planet KG-A10 Narrow FH + RD

		SILVER ANODISED		MATT STAINLESS STEEL	
Length	Cut back	Item No.	Order code	Item No.	Order code
459mm	>335mm	35046-A12	PLA835/0459-A12A00	35046-A12X	PLA835/0459-A12H00
584mm	>460mm	35059-A12	PLA835/0584-A12A00	35059-A12X	PLA835/0584-A12H00
709mm	>585mm	35071-A12	PLA835/0709-A12A00	35071-A12X	PLA835/0709-A12H00
834mm	>710mm	35084-A12	PLA835/0834-A12A00	35084-A12X	PLA835/0834-A12H00
959mm	>835mm	35096-A12	PLA835/0959-A12A00	35096-A12X	PLA835/0959-A12H00
1084mm	>960mm	35109-A12	PLA835/1084-A12A00	35109-A12X	PLA835/1084-A12H00
1209mm	>1085mm	35121-A12	PLA835/1209-A12A00	35121-A12X	PLA835/1209-A12H00
1334mm	>1210mm	35134-A12	PLA835/1334-A12A00	35134-A12X	PLA835/1334-A12H00
1459mm	>1335mm	35146-A12	PLA835/1459-A12A00	35146-A12X	PLA835/1459-A12H00
<6000mm per m	-	35600-A12	PLA835/6000-A12A00	35600-A12X	PLA835/6000-A12H00



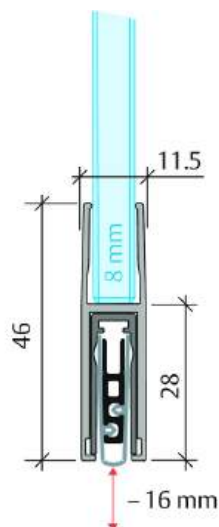
Planet KG-F8 Narrow

FACE-FIXED



48dB

A slimline, face-fixed automatic drop seal designed to be mounted beneath 8mm glass doors. Featuring a high-efficiency mechanism with a single-sided trigger, it enables parallel lowering and automatic compensation for sloping floors. Provides sound absorption of up to 48dB, with a drop height of up to 16mm. A durable silicone lip ensures reliable sealing. An optional bevel lip is available for uneven floors, accommodating gaps of up to 20mm.



Planet KG-F8 Narrow Drop Seal



Planet KG-F8 Narrow



SYSTEM SPECIFICATIONS

Key benefits

- ▶ Elegant architectural design solution.
- ▶ For new and existing doors.
- ▶ Unilateral and silent actuation.
- ▶ No scraping / trailing on the floor, thanks to parallel drop.
- ▶ High-quality silicone lip, lateral protrusion adjustable.
- ▶ Can be shortened to the next smaller stock length.

Characteristics

- ▶ Suitable for single and double-leaf glass doors with 8mm glass thickness.
- ▶ Sound insulation up to 48dB.

Possible door types (depending on options)

- ▶ Single swing doors, double swing doors, sliding doors.

Profile size

- ▶ 11.5mm x 46mm.

Max drop height

- ▶ 16mm.

Profile material

- ▶ Aluminium.

Seal material

- ▶ **Planet KG-F8 FH+RD:** High-quality self-extinguishing silicone with aluminium carrier.
- ▶ Bevel lip available for uneven floors (Left-handed or right-handed variants).

Adjustment

- ▶ Self-levelling on uneven surfaces.
- ▶ Automatic compensation of sloped floors.
- ▶ Easy drop height adjustment.
- ▶ Door bottom can be adjusted without seal removal.

Drop height adjustment

- ▶ Using 3mm allen key.

Standard lengths

- ▶ 459mm, 584mm, 709mm, 834mm, 959mm, 1084mm, 1209mm, 1334mm, 1459mm.
- ▶ Note: Each length can be cut back by 125mm.
- ▶ Sizes up to 6m are available to special order.

Fixing

- ▶ Glued underneath with VHB adhesive tape or silicone, or UV.

Accessories (supplied)

- ▶ Planet stopping plate, type 1 (stainless steel) and cover plate.

Finishes

- ▶ Silver anodised EV1 as standard.
- ▶ Matt anodised stainless steel (INOX) or special colours powder coated (RAL / DB / NCS) to special order.

Planet KG-F8 Narrow

HOW TO ORDER

Planet KG-F8 Narrow FH+RD

Length	Cut back	SILVER ANODISED		MATT STAINLESS STEEL	
		Item No.	Order code	Item No.	Order code
459mm	>335mm	39046-F8S	PLA839/0459-F8A00	39046-F8SX	PLA839/0459-F8H00
584mm	>460mm	39059-F8S	PLA839/0584-F8A00	39059-F8SX	PLA839/0584-F8H00
709mm	>585mm	39071-F8S	PLA839/0709-F8A00	39071-F8SX	PLA839/0709-F8H00
834mm	>710mm	39084-F8S	PLA839/0834-F8A00	39084-F8SX	PLA839/0834-F8H00
959mm	>835mm	39096-F8S	PLA839/0959-F8A00	39096-F8SX	PLA839/0959-F8H00
1084mm	>960mm	39109-F8S	PLA839/1084-F8A00	39109-F8SX	PLA839/1084-F8H00
1209mm	>1085mm	39121-F8S	PLA839/1209-F8A00	39121-F8SX	PLA839/1209-F8H00
1334mm	>1210mm	39134-F8S	PLA839/1334-F8A00	39134-F8SX	PLA839/1334-F8H00
1459mm	>1335mm	39146-F8S	PLA839/1459-F8A00	39146-F8SX	PLA839/1459-F8H00
<6000mm per m	-	39600-F8S	PLA839/6000-F8A00	39600-F8SX	PLA839/6000-F8H00



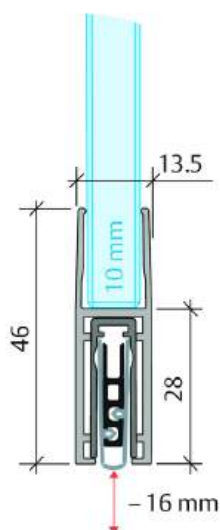
Planet KG-F10 Narrow

FACE-FIXED



48dB

A slimline, face-fixed automatic drop seal designed to be mounted beneath 10mm glass doors. Featuring a high-efficiency mechanism with a single-sided trigger, it enables parallel lowering and automatic compensation for sloping floors. Provides sound absorption of up to 48dB, with a drop height of up to 16mm. A durable silicone lip ensures reliable sealing. An optional bevel lip is available for uneven floors, accommodating gaps of up to 20mm.



Planet KG-F10 Narrow

Planet KG-F10 Drop Seal



SYSTEM SPECIFICATIONS

Key benefits

- ▶ Elegant architectural design solution.
- ▶ For new and existing doors.
- ▶ Unilateral and silent actuation.
- ▶ No scraping / trailing on the floor, thanks to parallel drop.
- ▶ High-quality silicone lip, lateral protrusion adjustable.
- ▶ Can be shortened to the next smaller stock length.

Characteristics

- ▶ Suitable for single and double-leaf all-glass doors with 10mm glass thickness or laminated safety glass.
- ▶ Sound insulation up to 48dB.

Possible door types (depending on options)

- ▶ Single swing doors, double swing doors, sliding doors.

Profile size

- ▶ 13.5mm x 46mm.

Max drop height

- ▶ 16mm.

Profile material

- ▶ Aluminium.

Seal material

- ▶ **Planet KG-F10 FH+RD:** High-quality self-extinguishing silicone with aluminium carrier.
- ▶ Bevel lip available for uneven floors (Left-handed or right-handed variants).

Adjustment

- ▶ Self-levelling on uneven surfaces.
- ▶ Automatic compensation of sloped floors.
- ▶ Easy drop height adjustment.
- ▶ Door bottom can be adjusted without seal removal.

Drop height adjustment

- ▶ Using 3mm allen key.

Standard lengths

- ▶ 459mm, 584mm, 709mm, 834mm, 959mm, 1084mm, 1209mm, 1334mm, 1459mm.
- ▶ Note: Each length can be cut back by 125mm.
- ▶ Sizes up to 6m are available to special order.

Fixing

- ▶ Glued underneath with VHB adhesive tape or silicone, or UV.

Accessories (supplied)

- ▶ Planet stopping plate, type 1 (stainless steel) and cover plate.

Finishes

- ▶ Silver anodised EV1 as standard.
- ▶ Matt anodised stainless steel (INOX) or special colours powder coated (RAL / DB / NCS) to special order.

Planet KG-F10 Narrow

HOW TO ORDER

Planet KG-F10 Narrow FH+RD

SILVER ANODISED

MATT STAINLESS STEEL

Length	Cut back	Item No.	Order code	Item No.	Order code
400mm	-	39040-F10S	PLA839/0400-F10A00	39040-F10SX	PLA839/0400-F10H00
459mm	>335mm	39046-F10S	PLA839/0459-F10A00	39046-F10SX	PLA839/0459-F10H00
584mm	>460mm	39059-F10S	PLA839/0584-F10A00	39059-F10SX	PLA839/0584-F10H00
709mm	>585mm	39071-F10S	PLA839/0709-F10A00	39071-F10SX	PLA839/0709-F10H00
834mm	>710mm	39084-F10S	PLA839/0834-F10A00	39084-F10SX	PLA839/0834-F10H00
959mm	>835mm	39096-F10S	PLA839/0959-F10A00	39096-F10SX	PLA839/0959-F10H00
1084mm	>960mm	39109-F10S	PLA839/1084-F10A00	39109-F10SX	PLA839/1084-F10H00
1209mm	>1085mm	39121-F10S	PLA839/1209-F10A00	39121-F10SX	PLA839/1209-F10H00
1334mm	>1210mm	39134-F10S	PLA839/1334-F10A00	39134-F10SX	PLA839/1334-F10H00
1459mm	>1335mm	39146-F10S	PLA839/1459-F10A00	39146-F10SX	PLA839/1459-F10H00
<6000mm per m	-	39600-F10S	PLA839/6000-F10A00	39600-F10SX	PLA839/6000-F10H00



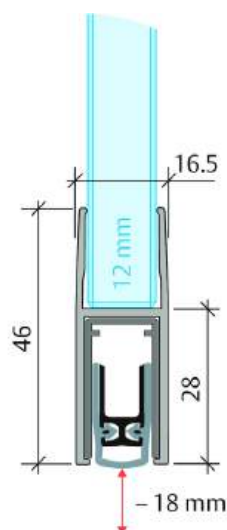
Planet KG-F12s

FACE-FIXED



48dB

A slimline, face-fixed automatic drop seal designed to be mounted beneath 12mm glass doors. Featuring a high-efficiency mechanism with a single-sided trigger, it enables parallel lowering and automatic compensation for sloping floors. Provides sound absorption of up to 48dB, with a drop height of up to 16mm. A durable silicone lip ensures reliable sealing. An optional bevel lip is available for uneven floors, accommodating gaps of up to 20mm.



Planet KG-F12s Narrow

Planet KG-F12s Narrow Drop Seal



SYSTEM SPECIFICATIONS

Key benefits

- ▶ Elegant architectural design solution.
- ▶ For new and existing doors.
- ▶ Unilateral and silent actuation.
- ▶ No scraping / trailing on the floor, thanks to parallel drop.
- ▶ High-quality silicone lip, lateral protrusion adjustable.
- ▶ Can be shortened to the next smaller stock length.

Characteristics

- ▶ Suitable for single and double-leaf all-glass doors with 12mm glass thickness or laminated safety glass.
- ▶ Sound insulation up to 48dB.

Possible door types (depending on options)

- ▶ Single swing doors, double swing doors, sliding doors.

Profile size

- ▶ 16.5mm x 46mm.

Max drop height

- ▶ 16mm.

Profile material

- ▶ Aluminium.

Seal material

- ▶ **Planet KG-F12 RD:** High-quality silicone.
- ▶ **Planet KG-F12 FH+RD:** High-quality self-extinguishing silicone with aluminium carrier.
- ▶ Bevel lip available for uneven floors (Left-handed or right-handed variants).

Adjustment

- ▶ Self-levelling on uneven surfaces.
- ▶ Automatic compensation of sloped floors.
- ▶ Easy drop height adjustment.
- ▶ Door bottom can be adjusted without seal removal.

Drop height adjustment

- ▶ Using 3mm allen key.

Standard lengths

- ▶ 459mm, 584mm, 709mm, 834mm, 959mm, 1084mm, 1209mm, 1334mm, 1459mm.
- ▶ Note: Each length can be cut back by 125mm.
- ▶ Sizes up to 6m are available to special order.

Fixing

- ▶ Glued underneath with VHB adhesive tape or silicone, or UV.

Accessories (supplied)

- ▶ Planet stopping plate, type 1 (stainless steel) and cover plate.

Finishes

- ▶ Silver anodised EV1 as standard.
- ▶ Matt anodised stainless steel (INOX) or special colours powder coated (RAL / DB / NCS) to special order.

Planet KG-F12s

HOW TO ORDER

Planet KG-F12s FH+RD

Length	Cut back	SILVER ANODISED		MATT STAINLESS STEEL	
		Item No.	Order code	Item No.	Order code
400mm	-	39040-F12S	PLA839/0400-F12SA00	39040-F12SX	PLA839/0400-F12SH00
459mm	>335mm	39046-F12S	PLA839/0459-F12SA00	39046-F12SX	PLA839/0459-F12SH00
584mm	>460mm	39059-F12S	PLA839/0584-F12SA00	39059-F12SX	PLA839/0584-F12SH00
709mm	>585mm	39071-F12S	PLA839/0709-F12SA00	39071-F12SX	PLA839/0709-F12SH00
834mm	>710mm	39084-F12S	PLA839/0834-F12SA00	39084-F12SX	PLA839/0834-F12SH00
959mm	>835mm	39096-F12S	PLA839/0959-F12SA00	39096-F12SX	PLA839/0959-F12SH00
1084mm	>960mm	39109-F12S	PLA839/1084-F12SA00	39109-F12SX	PLA839/1084-F12SH00
1209mm	>1085mm	39121-F12S	PLA839/1209-F12SA00	39121-F12SX	PLA839/1209-F12SH00
1334mm	>1210mm	39134-F12S	PLA839/1334-F12SA00	39134-F12SX	PLA839/1334-F12SH00
1459mm	>1335mm	39146-F12S	PLA839/1459-F12SA00	39146-F12SX	PLA839/1459-F12SH00
<6000mm per m	-	39600-F12S	PLA839/6000-F12SA00	39600-F12SX	PLA839/6000-F12SH00



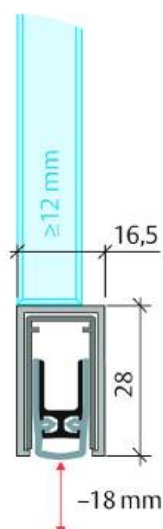
Planet KG-U

FACE-FIXED



48dB

A face-fixed automatic drop seal designed to be mounted beneath glass doors 12mm or thicker. Featuring a high-efficiency mechanism with a single-sided trigger, it enables parallel lowering and automatic compensation for sloping floors. Provides sound absorption of up to 48dB, with a drop height of up to 18mm. A durable silicone lip ensures reliable sealing. An optional bevel lip is available for uneven floors, accommodating gaps of up to 22mm.



Planet KG-U

Planet KG-U Drop Seal



SYSTEM SPECIFICATIONS

Key benefits

- ▶ Unilateral and silent actuation.
- ▶ No scraping / trailing on the floor, thanks to parallel drop.
- ▶ High-quality silicone lip, lateral protrusion adjustable.
- ▶ Can be shortened to the next smaller stock length.

Characteristics

- ▶ Suitable for single-leaf and double-leaf all-glass doors from 12mm glass thickness.
- ▶ Sound insulation up to 48dB.

Possible door types (depending on options)

- ▶ Single swing doors, double swing doors, sliding doors, folding doors.

Profile size

- ▶ 16.5mm x 28mm.

Max drop height

- ▶ 18mm.

Profile material

- ▶ Aluminium.

Seal material

- ▶ **Planet KG-U FH+RD:** High-quality self-extinguishing silicone with aluminium carrier.
- ▶ Bevel lip available for uneven floors (Left-handed or right-handed variants).

Adjustment

- ▶ Self-levelling on uneven surfaces.
- ▶ Automatic compensation of sloped floors.
- ▶ Easy drop height adjustment.
- ▶ Door bottom can be adjusted without seal removal.

Drop height adjustment

- ▶ Using 3mm allen key.

Standard lengths

- ▶ 459mm, 584mm, 709mm, 834mm, 959mm, 1084mm, 1209mm, 1334mm, 1459mm.
- ▶ Note: Each length can be cut back by 125mm.
- ▶ Sizes up to 6m are available to special order.

Fixing

- ▶ Glued underneath with VHB adhesive tape or silicone, or UV.

Accessories (supplied)

- ▶ Planet stopping plate, type 1 (stainless steel) and cover plate.

Finishes

- ▶ Silver anodised EV1 as standard.
- ▶ Matt anodised stainless steel (INOX) or special colours powder coated (RAL / DB / NCS) to special order.

Planet KG-U

HOW TO ORDER

Planet KG-U FH+RD

SILVER ANODISED (EVI)				MATT STAINLESS STEEL (INOX)	
Length	Cut back	Item No.	Order code	Stocked	Item No. Order code
400mm	-	39040-U	PLA839/0400-UA00		39040-UX PLA839/0400-UH00
459mm	>335mm	39046-U	PLA839/0459-UA00		39046-UX PLA839/0459-UH00
584mm	>460mm	39059-U	PLA839/0584-UA00		39059-UX PLA839/0584-UH00
709mm	>585mm	39071-U	PLA839/0709-UA00		39071-UX PLA839/0709-UH00
834mm	>710mm	39084-U	PLA839/0834-UA00		39084-UX PLA839/0834-UH00
959mm	>835mm	39096-U	PLA839/0959-UA00		39096-UX PLA839/0959-UH00
1084mm	>960mm	39109-U	PLA839/1084-UA00		39109-UX PLA839/1084-UH00
1209mm	>1085mm	39121-U	PLA839/1209-UA00		39121-UX PLA839/1209-UH00
1334mm	>1210mm	39134-U	PLA839/1334-UA00		39134-UX PLA839/1334-UH00
1459mm	>1335mm	39146-U	PLA839/1459-UA00		39146-UX PLA839/1459-UH00
<6000mm per m	-	39600-U	PLA839/6000-UA00		39600-UX PLA839/6000-UH00

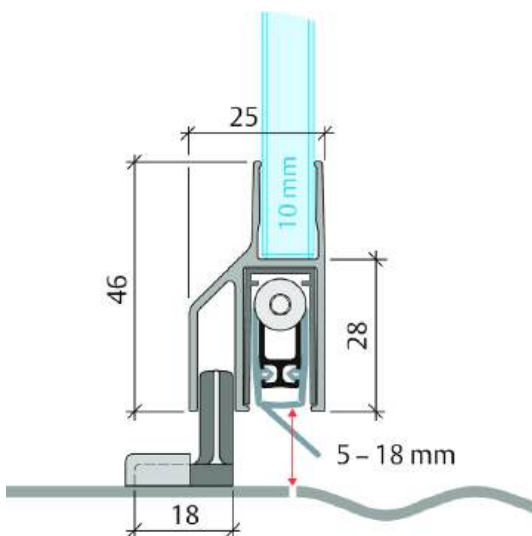


Planet KG-SL10

FACE-FIXED


44dB

An automatic drop seal designed for 10mm glass sliding doors. Featuring a high-efficiency mechanism with a single-sided trigger, it enables parallel lowering and automatic compensation for sloping floors. Provides sound absorption of up to 44dB, with a drop height of up to 18mm. A durable silicone lip ensures reliable sealing. An optional bevel lip is available for uneven floors, accommodating gaps of up to 22mm.



Planet KG-SL10



Planet KG-SL10



SYSTEM SPECIFICATIONS

Key benefits

- ▶ Unilateral and silent actuation.
- ▶ No scraping / trailing on the floor, thanks to parallel drop.
- ▶ High-quality silicone lip, lateral protrusion adjustable.
- ▶ Plan in door locking mechanism (hook latch or roller retainer).
- ▶ Can be shortened to the next smaller stock length.

Characteristics

- ▶ Air flow 30 m³/h at ventilation length 1050 mm and pressure difference of 3.9 Pa.
- ▶ Suitable for single and double-leaf sliding glass doors with 10mm glass thicknesses.
- ▶ Sound insulation up to 44dB.

Possible door types (depending on options)

- ▶ Single and double-leaf sliding glass doors.

Profile size

- ▶ 25mm x 46mm.

Max drop height

- ▶ 5mm - 18mm.

Profile material

- ▶ Aluminium.

Seal material

- ▶ **Planet KG-SL10 RD:** High-quality silicone.
- ▶ **Planet KG-SL10 FH+RD:** High-quality self-extinguishing silicone with aluminium carrier.
- ▶ Bevel lip available for uneven floors (Left-handed or right-handed variants).

Adjustment

- ▶ Self-levelling on uneven surfaces.
- ▶ Automatic compensation of sloped floors.
- ▶ Easy drop height adjustment.
- ▶ Door bottom can be adjusted without seal removal.

Drop height adjustment

- ▶ Using 3mm allen key.

Standard lengths

- ▶ 459mm, 584mm, 709mm, 834mm, 959mm, 1084mm, 1209mm, 1334mm, 1459mm.
- ▶ Note: Each length can be cut back by 125mm.
- ▶ Sizes up to 6m are available to special order.

Fixing

- ▶ Glued underneath with VHB adhesive tape or silicone, or UV.

Accessories (supplied)

- ▶ Planet stopping plate, type 1 (stainless steel) and cover plate.

Finishes

- ▶ Silver anodised EV1 as standard.
- ▶ Matt anodised stainless steel (INOX) or special colours powder coated (RAL / DB / NCS) to special order.

Planet KG-SL10

HOW TO ORDER

Planet KG-SL10 RD

		SILVER ANODISED			
		DIN L		DIN R	
Length	Max cut back	Item No.	Order code	Item No.	Order code
459mm	>335mm	37046-SL10L	PLA837/0459-SLLA00	37046-SL10R	PLA837/0459-SLRA00
584mm	>460mm	37059-SL10L	PLA837/0584-SLLA00	37059-SL10R	PLA837/0584-SLRA00
709mm	>585mm	37071-SL10L	PLA837/0709-SLLA00	37071-SL10R	PLA837/0709-SLRA00
834mm	>710mm	37084-SL10L	PLA837/0834-SLLA00	37084-SL10R	PLA837/0834-SLRA00
959mm	>835mm	37096-SL10L	PLA837/0959-SLLA00	37096-SL10R	PLA837/0959-SLRA00
1084mm	>960mm	37109-SL10L	PLA837/1084-SLLA00	37109-SL10R	PLA837/1084-SLRA00
1209mm	>1085mm	37121-SL10L	PLA837/1209-SLLA00	37121-SL10R	PLA837/1209-SLRA00
1334mm	>1210mm	37134-SL10L	PLA837/1334-SLLA00	37134-SL10R	PLA837/1334-SLRA00
1459mm	>1335mm	37146-SL10L	PLA837/1459-SLLA00	37146-SL10R	PLA837/1459-SLRA00
<6000mm per m	-	37160-SL10L	PLA837/6000-SLLA00	37160-SL10R	PLA837/6000-SLRA00






Planet KG-SL10 RD

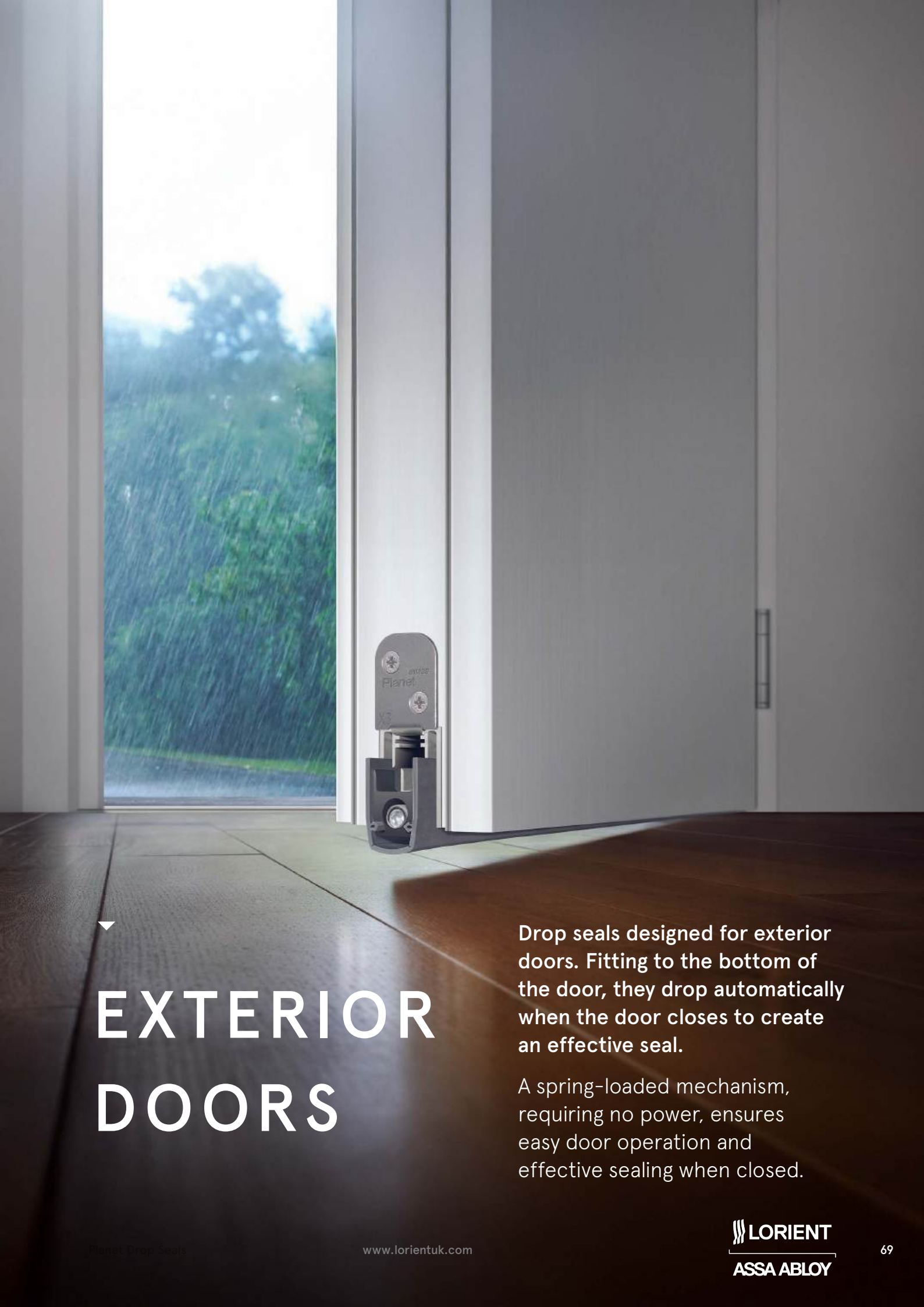
		MATT STAINLESS STEEL			
		DIN L		DIN R	
Length	Max cut back	Item No.	Order code	Item No.	Order code
459mm	>335mm	37046-SL10XL	PLA837/0459-SLLH00	37046-SL10XR	PLA837/0459-SLRH00
584mm	>460mm	37059-SL10XL	PLA837/0584-SLLH00	37059-SL10XR	PLA837/0584-SLRH00
709mm	>585mm	37071-SL10XL	PLA837/0709-SLLH00	37071-SL10XR	PLA837/0709-SLRH00
834mm	>710mm	37084-SL10XL	PLA837/0834-SLLH00	37084-SL10XR	PLA837/0834-SLRH00
959mm	>835mm	37096-SL10XL	PLA837/0959-SLLH00	37096-SL10XR	PLA837/0959-SLRH00
1084mm	>960mm	37109-SL10XL	PLA837/1084-SLLH00	37109-SL10XR	PLA837/1084-SLRH00
1209mm	>1085mm	37121-SL10XL	PLA837/1209-SLLH00	37121-SL10XR	PLA837/1209-SLRH00
1334mm	>1210mm	37134-SL10XL	PLA837/1334-SLLH00	37134-SL10XR	PLA837/1334-SLRH00
1459mm	>1335mm	37146-SL10XL	PLA837/1459-SLLH00	37146-SL10XR	PLA837/1459-SLRH00
<6000mm per m	-	37600-SL10XL	PLA837/6000-SLLH00	37600-SL10XR	PLA837/6000-SLRH00

Accessories

OPTIONAL

DROPS SEALS - GLASS DOORS

	Type	Size	Use with	Item No.	Order Code
	Stopping plate Type 1 (standard)		Planet KG-S narrow, Planet KG-SM set narrow, Planet KG-A8 A10 A12, Planet KG-F8 F10 F12s F16s, Planet KG-U, Planet KG-SL10	900014	PLA900014
	Stopping plate Type 2	38mm x 21mm incl. screws	Planet KG-S narrow, Planet KG-SM set narrow, Planet KG-A8 A10 A12, Planet KG-F8 F10 F12s F16s, Planet KG-U	900188	PLA900188
	Stopping plate Type 3	38mm x 21mm incl. screws	Planet KG-S narrow, Planet KG-SM set narrow, Planet KG-A8 A10 A12, Planet KG-F8 F10 F12s F16s, Planet KG-U	900395	PLA900395
	Complete retrofit set for Planet KG-S narrow		Planet KG-S narrow	902208	PLA902208
	Assembly set (version 2025)		Planet KG-S narrow, Planet KG-SM set narrow, Planet KG-A8 A10 A12	902742	PLA902742



EXTERIOR DOORS

Drop seals designed for exterior doors. Fitting to the bottom of the door, they drop automatically when the door closes to create an effective seal.

A spring-loaded mechanism, requiring no power, ensures easy door operation and effective sealing when closed.

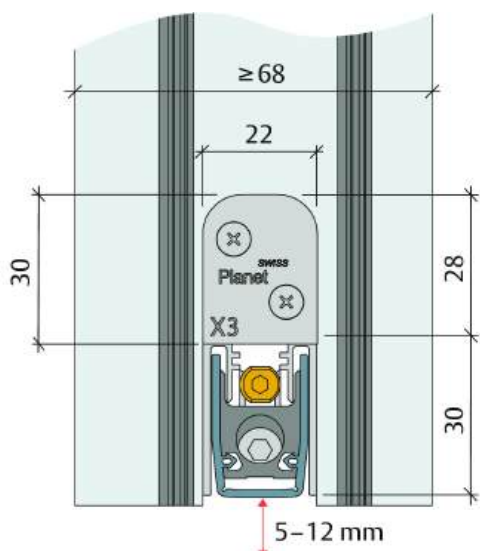
Planet X3

MORTISED



52dB

A mortised automatic drop seal designed for exterior doors made of timber, metal, or PVC. Engineered for high-performance weather protection, it is driving rain-proof (7A/9A, ift certified) without requiring a drainage channel. Featuring a high-efficiency mechanism with hinge-side triggering, it provides three sealing movements—downwards, to the left, and to the right—each individually adjustable. Drop height adjustable between 5–12mm, with a side lift of 2–6mm. Durable silicone lip for reliable sealing.



Planet X3



Planet X3 Drop Seal

SYSTEM SPECIFICATIONS

Key benefits

- ▶ High-quality silicone gasket.
- ▶ Three sealing movements simultaneously.
- ▶ Barrier free.
- ▶ Can be shortened to the next smaller stock length.

Characteristics

- ▶ Suitable for use on metal, timber & PVC doors.
- ▶ Driving rain proof (7A/9A, ift certified), no drainage channel required.
- ▶ Sound insulation up to 50dB.

Possible door types (depending on options)

- ▶ Single swing doors, double swing doors, sliding doors, folding doors.
- ▶ Minimum door thickness 68mm.

Profile size

- ▶ 22mm x 30mm.

Groove size

- ▶ 22.5mm wide x 30–32mm deep.

Max drop

- ▶ 5–12mm (height).
- ▶ 2–6mm (side lift).

Profile material

- ▶ Aluminium.

Seal material

- ▶ High-quality silicone.

Adjustment

- ▶ Self-levelling on uneven surfaces.
- ▶ Automatic compensation of sloped floors.
- ▶ Easy drop height & side adjustment.
- ▶ Door bottom can be adjusted without seal removal.

Drop height adjustment

- ▶ Using 3mm allen key for side lift adjustment (2–6mm). Front side adjustment with 4mm allen key.

Standard lengths

- ▶ 835mm, 960mm, 1085mm, 1210mm, 1335mm, 1460mm.
- ▶ Note: Each length can be cut back by 125mm.
- ▶ Sizes up to 6m are available to special order.

Fixing

- ▶ Fixing with mounting bracket and self-tapping screws on the side.

Accessories (supplied)

- ▶ Planet assembly set X3 for wooden doors with 2 mounting brackets (stainless steel), 4 screws, version Planet X3 shortenable: incl. Planet shortening set X3 with quick clamping system. (900096).

Finishes

- ▶ Silver as standard.

Planet X3

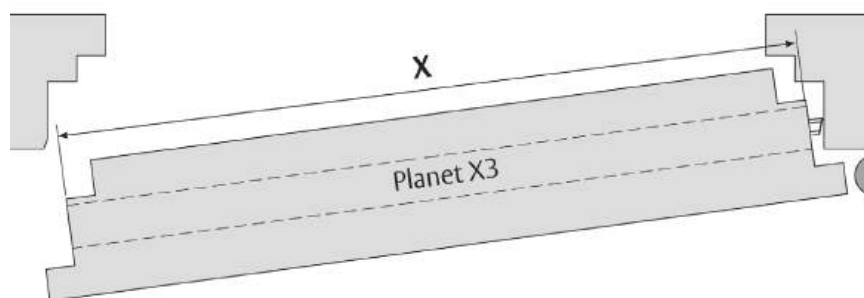
HOW TO ORDER

Planet X3, RD

Length	Max cut back	Item No.	Order code
835mm	>710mm	206084	PLA8206/0835A00
960mm	>835mm	206096	PLA8206/0960A00
1085mm	>960mm	206109	PLA8206/1085A00
1210mm	>1085mm	206121	PLA8206/1210A00
1335mm	>1210mm	206134	PLA8206/1335A00
1460mm	>1335mm	206146	PLA8206/1460A00

Planet X3, RD - made to measure

Length	Item No.	Order code
710mm - 835mm	209084	PLA8209/0835A00
835mm - 960mm	209096	PLA8209/0960A00
960mm - 1085mm	209109	PLA8209/1085A00
1085mm - 1210mm	209121	PLA8209/1210A00
1210mm - 1335mm	209134	PLA8209/1335A00
1335mm - 1460mm	209146	PLA8209/1460A00










Required length Planet X3: X-1mm

Accessories

OPTIONAL

DROP SEALS - EXTERIOR DOORS

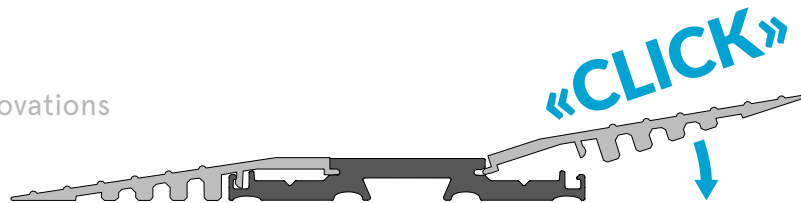
	Type	Size	Use with	Item No.	Order Code
	Corner plate set X3, sheet metal (stainless steel) Type 1	29mm x 55mm, 1mm thick	Planet X3	900137	PLA900137
	Corner plate set X3, sheet metal (stainless steel) type 2	39mm x 55mm, 1mm thick	Planet X3	900954	PLA900954
	Corner plate set X3, sheet metal (stainless steel) Type 3	49mm x 55mm, 1mm thick	Planet X3	900955	PLA900955
	Planet shortening aid X3 -		Planet X3	900930	PLA900930
	Stopping plate Type 6	13mm x 24mm incl. screws	Planet X3	902344	PLA902344
	Planet assembly set X3, for wooden doors -		Planet X3	900096	PLA900096
	Planet assembly set X3, for metal doors -		Planet X3	900097	PLA900097

Planet F-Click Threshold Plates

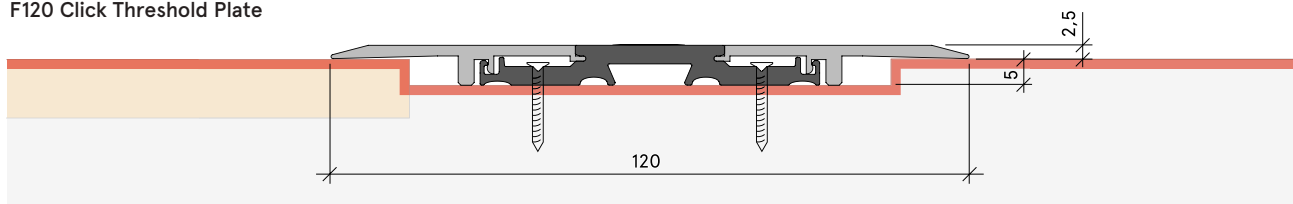
The Planet F Click Threshold range offers a modular, thermally insulated solution for seamless transitions between indoor and outdoor spaces. Designed for both new builds and renovations, these thresholds provide a true zero-step design, ensuring accessibility and safety. The innovative click system allows for easy installation, while the invisible screw connection maintains a clean finish. Optimised for use with Planet drop seals, they create a highly effective sealing surface.

Key benefits

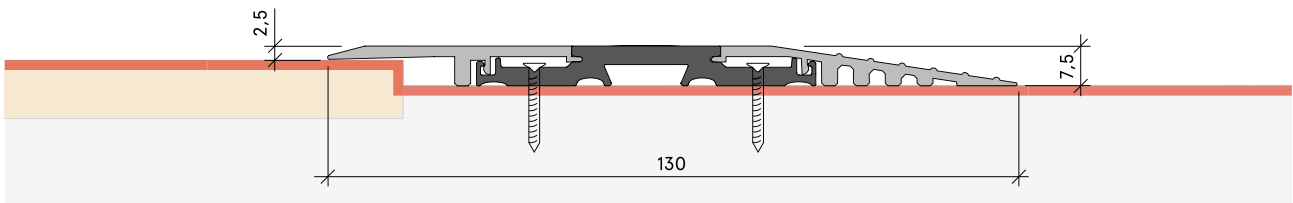
- ▶ No step to trip over
- ▶ Simple click-system
- ▶ Perfect for new builds & renovations
- ▶ Invisible screw connection
- ▶ Thermal separation.



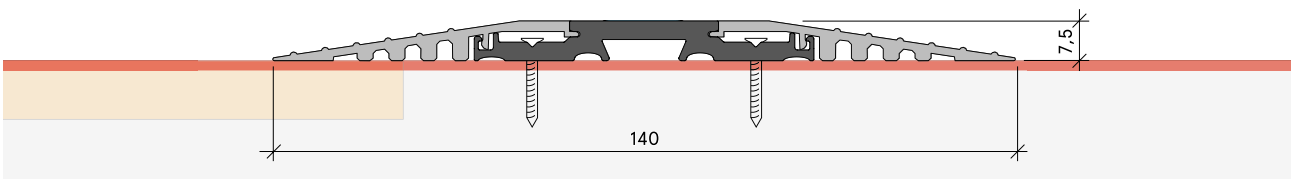
F120 Click Threshold Plate



F130 Click Threshold Plate



F140 Click Threshold Plate



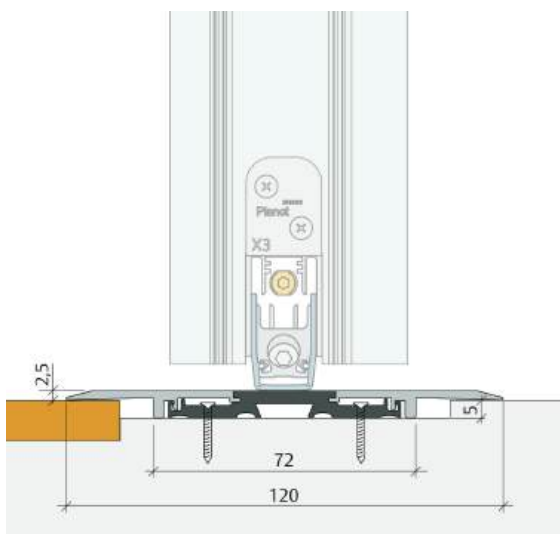
Planet F120

CLICK THRESHOLD PLATE



A thermally separated, modular threshold plate designed for seamless, barrier-free transitions. The Planet F120 Click threshold provides an optimal connection between interior and exterior spaces with an ultra-low 5mm floor recess. Its robust, traversable design features an invisible screw connection for a clean finish and effortless installation via screwing or gluing. The innovative click system allows for easy profile replacement, while its compatibility with Planet drop seals ensures a secure, adaptable sealing surface. When paired with the Planet X3, it offers certified protection against driving rain.

DROP SEALS - EXTERIOR DOORS



Planet F120

Planet F120 Click Threshold

SYSTEM SPECIFICATIONS

Key benefits

- ▶ Extremely flat, ideal for new builds (also suitable for renovation).
- ▶ Floor recess only 5mm.
- ▶ Invisible screw connection.
- ▶ In combination with Planet X3, guaranteed driving rain proof.

Possible door types (depending on options)

- ▶ Single and double swing doors.

Profile size

- ▶ 120mm wide.

Threshold height

- ▶ 2.5mm.

Floor recess

- ▶ 5mm.

Profile material

- ▶ Aluminium and plastic.

Standard lengths

- ▶ 1190mm.
- ▶ Sizes up to 6m are available to special order.

Fixing

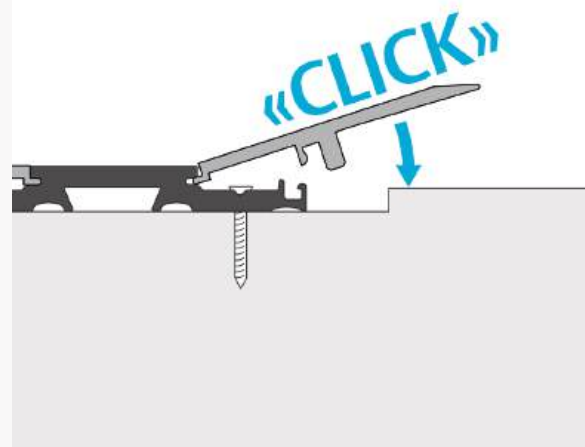
- ▶ Screws or glue.

Accessories (supplied)

- ▶ Planet assembly set for Planet F click thresholds (F120, F130, F140).

Finishes

- ▶ Silver anodised EV1.






Planet F120

HOW TO ORDER

Planet F120

Length	Item No.	Order code
1190mm	252119	PLA4252/1190A00
<6000mm per m	252600	PLA4252/6000A00

Planet F120 – optional accessories

Type	Use with	Item No.	Order Code
 <p>Planet assembly set for Planet F click thresholds</p>	F120 F130 F140	902229	PLA902229
 <p>Frame sealing set for Planet F click thresholds</p>	F120 F130 F140	902241	PLA902241
 <p>Frame sealing profile for Planet F click thresholds</p>	F120 F130 F140	902250	PLA902250



Planet F120 click-threshold for extremely flat transition between inside and outside (image: installation between frame)



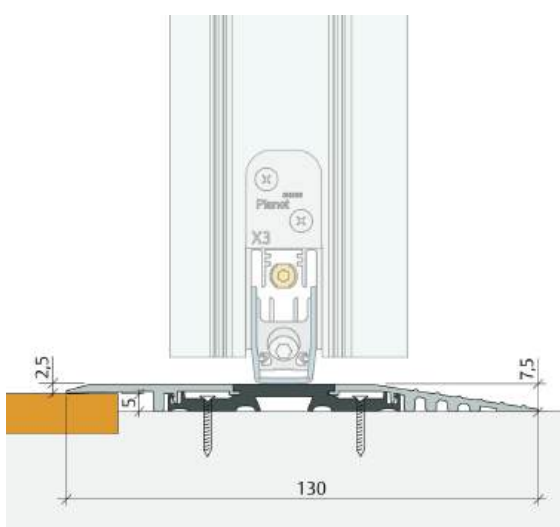
Planet F120 click-threshold with frame sealing pad, ideal for new constructions (image: frame mounted on top of pad)

Planet F130

CLICK THRESHOLD PLATE



A thermally separated, modular threshold plate for seamless, barrier-free transitions. The Planet F130 Click Threshold is ideal for levelling stepped floors, with a height of 7.5mm on one side and 2.5mm on the other. Its robust, traversable design features an invisible screw connection for a clean finish and easy installation via screwing or gluing. The innovative click system allows for quick profile replacement, while compatibility with Planet drop seals ensures a secure sealing surface. When paired with the Planet X3, it provides certified protection against driving rain.



Planet F130

Planet F130 Click Threshold

SYSTEM SPECIFICATIONS

Key benefits

- ▶ Extremely flat, ideal for new builds (also suitable for renovation).
- ▶ Optimal transition between inside and outside.
- ▶ Barrier free due to reduced height.
- ▶ Invisible screw connection.
- ▶ In combination with Planet X3, guaranteed driving rain proof.

Possible door types (depending on options)

- ▶ Single and double swing doors.

Profile size

- ▶ 130mm wide.

Threshold height

- ▶ 7.5mm.

Profile material

- ▶ Aluminium and plastic.

Standard lengths

- ▶ 1190mm.
- ▶ Sizes up to 6m are available to special order.

Fixing

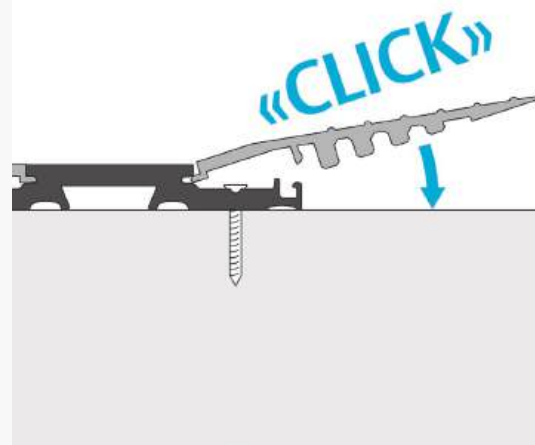
- ▶ Screws or glue.

Accessories (supplied)

- ▶ Planet assembly set for Planet F click thresholds (F120, F130, F140).

Finishes

- ▶ Silver anodised EV1.






Planet F130

HOW TO ORDER

Planet F130

Length	Item No.	Order code
1190mm	253119	PLA4253/1190A00
<6000mm per m	253600	PLA4253/6000A00

Planet F130 – optional accessories

Type	Use with	Item No.	Order Code
 <p>Planet assembly set for Planet F click thresholds</p>	F120 F130 F140	902229	PLA902229
 <p>Frame sealing set for Planet F click thresholds</p>	F120 F130 F140	902241	PLA902241
 <p>Frame sealing profile for Planet F click thresholds</p>	F120 F130 F140	902250	PLA902250



Planet F130 click-threshold, ideal for changes in level between inside and outside (image: installation between frame)



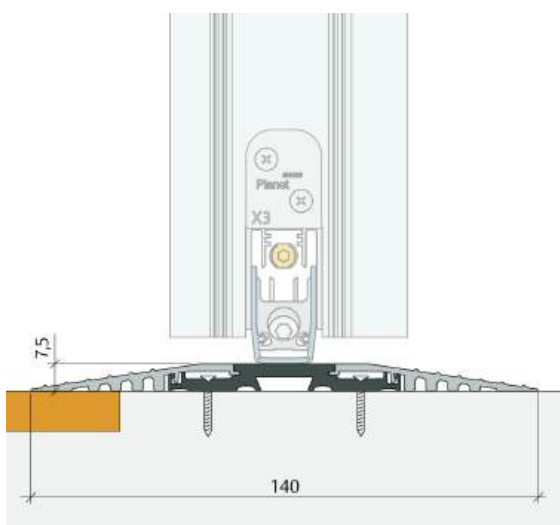
Planet F130 click-threshold with frame sealing pad, ideal for new constructions (image: frame mounted on top of pad)

Planet F140

CLICK THRESHOLD PLATE



A thermally separated, modular threshold plate for seamless, barrier-free transitions. The Planet F140 Click Threshold is ideal for renovations, creating a smooth connection between interior and exterior spaces without requiring a floor recess. Its robust, traversable design features an invisible screw connection for a clean finish and easy installation via screwing or gluing. The innovative click system allows for quick profile replacement, while compatibility with Planet drop seals ensures a secure sealing surface. With a 7.5mm threshold height, it provides a practical, surface-mounted solution for both new builds and renovations. When paired with the Planet X3, it offers certified protection against driving rain.



Planet F140 Click Threshold



Planet F140

SYSTEM SPECIFICATIONS

Key benefits

- ▶ Ideal for renovations and new builds.
- ▶ No floor recess required.
- ▶ Invisible screw connection.
- ▶ In combination with Planet X3, guaranteed driving rain proof.

Possible door types (depending on options)

- ▶ Single and double swing doors.

Profile size

- ▶ 120mm wide.

Threshold height

- ▶ 7.5mm.

Profile material

- ▶ Aluminium and plastic.

Standard lengths

- ▶ 1190mm.
- ▶ Sizes up to 6m are available to special order.

Fixing

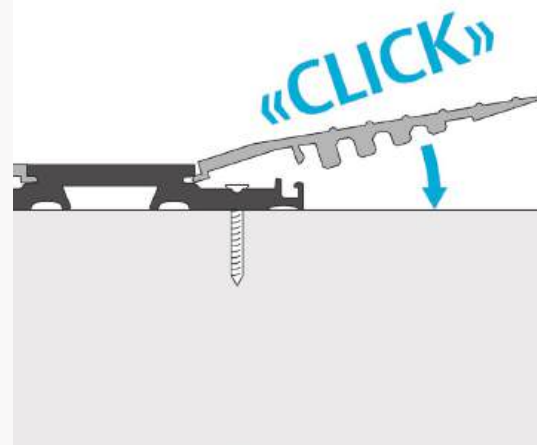
- ▶ Screws or glue.

Accessories (supplied)

- ▶ Planet assembly set for Planet F click thresholds (F120, F130, F140).

Finishes

- ▶ Silver anodised EV1.






Planet F140

HOW TO ORDER

Planet F140

Length	Item No.	Order code
1190mm	254119	PLA4254/1190A00
<6000mm per m	254600	PLA452/6000A00

Planet F140 – optional accessories

Type	Use with	Item No.	Order Code
 <p>Planet assembly set for Planet F click thresholds</p>	F120 F130 F140	902229	PLA902229
 <p>Frame sealing set for Planet F click thresholds</p>	F120 F130 F140	902241	PLA902241
 <p>Frame sealing profile for Planet F click thresholds</p>	F120 F130 F140	902250	PLA902250



Planet F140 click-threshold with reduced height, ideal for renovations since no floor strike required (image: installation between frame)



Planet F140 click-threshold with frame sealing pad, ideal for new constructions (image: frame mounted on top of pad)

SLIDING DOORS

Drop seals designed for sliding doors. Fitting to the bottom of the door, they drop automatically when the door closes to create an effective seal.

A spring-loaded mechanism, requiring no power, ensures easy door operation and effective sealing when closed.



Planet SN

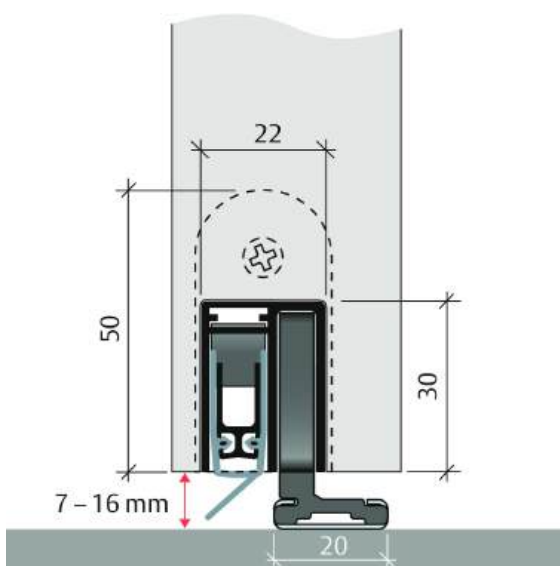
MORTISED



44dB

A complete sealing solution for sliding doors. Designed for smooth, zero-force release, it eliminates the need for a lock or holding device. Its compact, space-saving design ensures seamless operation, while the high-efficiency mechanism enables parallel lowering and automatic compensation for sloping floors. With optimal sealing, it achieves an acoustic insulation value of up to 44dB. Provides a seal height of 7–16mm, with adjustable lateral protrusion for a precise fit.

DROP SEALS - SLIDING DOORS



Planet SN Drop Seal



SYSTEM SPECIFICATIONS

Key benefits

- ▶ Optional: Floor guide set SN long for sliding doors running in the wall.
- ▶ Release force only 1N/m.
- ▶ Compact, space-saving solution with integrated floor guide groove.
- ▶ Automatic compensation of sloped floors.
- ▶ Seal can be easily removed by loosening the mounting brackets.
- ▶ Can be shortened to the next smaller stock length.

Characteristics

- ▶ Suitable for sliding doors.
- ▶ Sound insulation up to 44dB.

Possible door types (depending on options)

- ▶ Single sliding doors. double sliding doors.

Profile size

- ▶ 22mm x 30mm.

Groove size

- ▶ 22.3mm wide x 30.5–35mm deep.

Max drop height

- ▶ 7mm–16mm.

Profile material

- ▶ Aluminium.

Seal material

- ▶ High-quality silicone.
- ▶ Bevel lip for uneven floors (Left-handed or right-handed variants).

Adjustment

- ▶ Self-levelling on uneven surfaces.
- ▶ Automatic compensation of sloped floors.
- ▶ Easy drop height adjustment.
- ▶ Door bottom can be adjusted without seal removal.

Drop height adjustment

- ▶ Using 3mm allen key.

Standard lengths

- ▶ 800mm, 925mm, 1050mm, 1175mm, 1300mm, 1425mm, 1550mm, 1675mm.
- ▶ Note: Each length can be cut back by 125mm (+ max. 45 mm release side).
- ▶ Effective seal length: ordered dimension (Y) –5 mm (suitable for sliding door width).
- ▶ Sizes up to 6m are available to special order.

Fixing

- ▶ Fixing with mounting bracket and self-tapping screws on the side.

Accessories (supplied)

- ▶ Planet floor guide set SN, short, DIN R or DIN L, for ground air 7–10 / 10–13 / 13–16mm, Planet assembly set SN, DIN R or DIN L.

Finishes

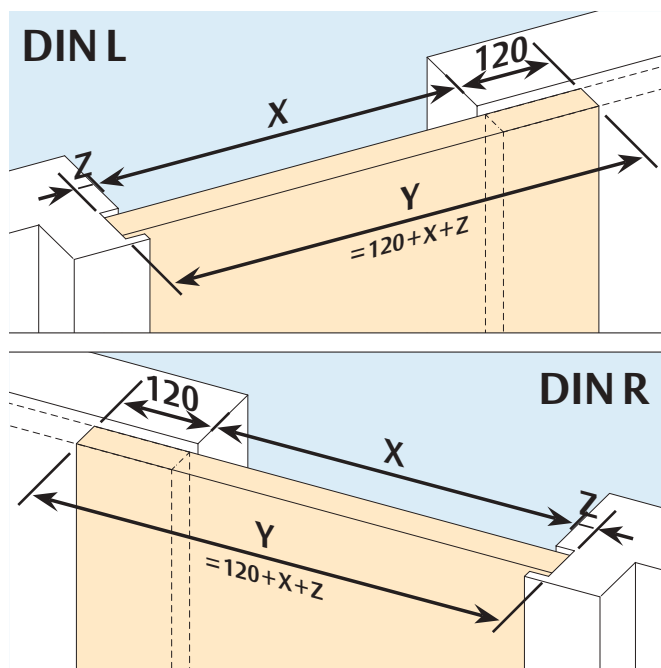
- ▶ Silver as standard.

Planet SN

HOW TO ORDER

Planet SN, RD







Length	Max cut back	DIN L		DIN R	
		Item No.	Order code	Item No.	Order code
800mm	>675mm	105080L	PLA8105/0800LA00	105080R	PLA8105/0800RA00
925mm	>800mm	105093L	PLA8105/0925LA00	105093R	PLA8105/0925RA00
1050mm	>925mm	105105L	PLA8105/1050LA00	105105R	PLA8105/1050RA00
1175mm	>1050mm	105118L	PLA8105/1175LA00	105118R	PLA8105/1175RA00
1300mm	>1175mm	105130L	PLA8105/1300LA00	105130R	PLA8105/1300RA00
1425mm	>1300mm	105143L	PLA8105/1425LA00	105143R	PLA8105/1425RA00
1550mm	>1425mm	105155L	PLA8105/1500LA00	105155R	PLA8105/1500RA00
1675mm	>1550mm	105168L	PLA8105/1675LA00	105168R	PLA8105/1675RA00
<6000mm per m	-	105600L	PLA8105/6000LA00	105600R	PLA8105/6000RA00



Accessories

OPTIONAL

DROP SEALS - SLIDING DOORS

	Type	Detail	Use with	Item No.	Order Code
	Floor guide SN set (short), black, DIN R (right closing)	For ground air 7-10 / 10-13 / 13-16mm	Planet SN	902659	PLA902659
	Floor guide SN set (short), black, DIN L (left closing)	For ground air 7-10 / 10-13 / 13-16mm	Planet SN	902241	PLA902658
	Floor guide set SN (short), DIN R (right closing)	For ground air 7-10 / 10-13 / 13-16mm	Planet SN	902035	PLA902035
	Floor guide SN-Set (short), DIN L (left closing)	For ground air 7-10 / 10-13 / 13-16mm	Planet SN	902036	PLA902036
	Floor guide SN set (long), black, DIN R (right closing)	For ground air 7-10 / 10-13 / 13-16mm	Planet SN	902661	PLA902661
	Floor guide SN set (long), black, DIN L (left closing)	For ground air 7-10 / 10-13 / 13-16mm	Planet SN	902660	PLA902660
	Floor guide SN-Set (long), DIN R (right closing)	For ground air 7-10 / 10-13 / 13-16mm	Planet SN	902037	PLA902037
	Floor guide SN-Set (long), DIN L (left closing)	For ground air 7-10 / 10-13 / 13-16mm	Planet SN	902038	PLA902038
	Planet assembly set SN, black, for wooden doors, DIN R (right closing)	-	Planet SN	902657	PLA902657
	Planet assembly set SN, black, for wooden doors, DIN L (left closing)	-	Planet SN	902656	PLA902656



PIVOT DOORS

Drop seals designed for pivot doors. Fitting to the bottom of the door, they drop automatically when the door closes to create an effective seal.

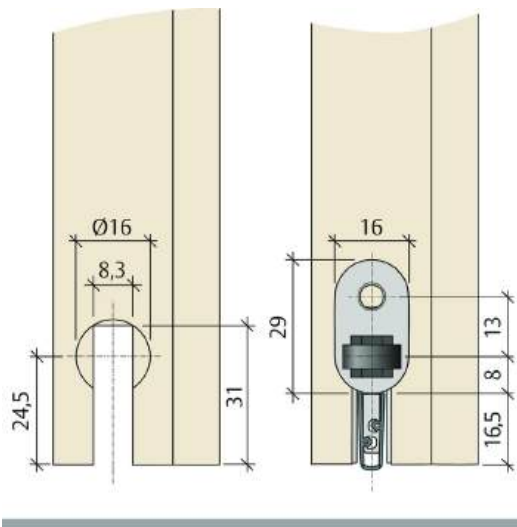
A spring-loaded mechanism, requiring no power, ensures easy door operation and effective sealing when closed.

Planet US Pivot Module Set

MORTISED




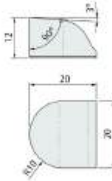

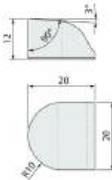

A complete sealing solution for rebated pivot doors, combining the Planet US drop seal with the Planet US pivot module. Designed for both top and bottom installation, it features a force-decoupled housing for enhanced durability and a silent release mechanism for smooth, low-resistance operation. Its ultra-narrow 8mm profile allows installation in slim pivot door leaves, while the high-efficiency mechanism enables parallel lowering and automatic compensation for sloping floors. Provides a seal height of up to 20mm for reliable performance in demanding applications.



Planet Pivot Drop Seal



Planet Pivot

Optional accessories	Type	Detail	Use with
	Planet pivot ramp: stainless steel		Planet Pivot
	Planet pivot ramp: black		Planet Pivot
	Planet pivot drill template		Planet Pivot

Planet Pivot Module Set

HOW TO ORDER

Planet pivot module <rebated> kit

Detail	Finish	Item No.	Order code
Planet pivot module <rebated> for Planet US drop seal with trigger module incl. inner profile extension	Stainless steel	902663	PLA902663
Planet pivot module <rebated> for Planet US drop seal with trigger module incl. inner profile extension	Black	902664	PLA902664

Planet US pivot module set <rebated> RD

Length	Max Cut Back	SILVER ANODISED			BLACK		
		Finish	Item No.	Order code	Finish	Item No.	Order code
852mm	727mm	Silver	22086	PLA822/0852A00	Black	22086B	PLA822/0852N00
977mm	852mm	Silver	22098	PLA822/0977A00	Black	22098B	PLA822/0977N00
1102mm	977mm	Silver	22111	PLA822/1102A00	Black	22111B	PLA822/1102N00
1227mm	1102mm	Silver	22123	PLA822/1227A00	Black	22123B	PLA822/1227N00
1352mm	1227mm	Silver	22136	PLA822/1352A00	Black	22136B	PLA822/1352N00
1477mm	1352mm	Silver	22148	PLA822/1477A00	Black	22148B	PLA822/1477N00
1602mm	1477mm	Silver	22161	PLA822/1602A00	Black	22161B	PLA822/1602N00
2000mm	1602mm	Silver	22200	PLA822/2000A00	Black	22200B	PLA822/2000N00
2500mm	2000mm	Silver	22250	PLA822/2500A00	Black	22250B	PLA822/2500N00
3000mm	2500mm	Silver	22300	PLA822/3000A00	Black	22300B	PLA822/3000N00

Planet US pivot module set <rebated> FH + RD

Length	Max Cut Back	SILVER ANODISED			BLACK		
		Finish	Item No.	Order code	Finish	Item No.	Order code
852mm	727mm	Silver	25086	PLA825/0852A00	Black	25086B	PLA825086B
977mm	852mm	Silver	22098	PLA825/0977A00	Black	25098B	PLA825/0977N00
1102mm	977mm	Silver	25111	PLA825/1102A00	Black	25111B	PLA825111B
1227mm	1102mm	Silver	25123	PLA825/1227A00	Black	25123B	PLA825/1227N00
1352mm	1227mm	Silver	25136	PLA825/1352A00	Black	25136B	PLA825/1352N00
1477mm	1352mm	Silver	25148	PLA825/1477A00	Black	25148B	PLA825/1477N00
1602mm	1477mm	Silver	25161	PLA825/1602A00	Black	25161B	PLA825/1602N00
2000mm	1602mm	Silver	25200	PLA825/2000A00	Black	25200B	PLA825/2000N00
2500mm	2000mm	Silver	25250	PLA825/2500A00	Black	25250B	PLA825/2500N00
3000mm	2500mm	Silver	25300	PLA825/3000A00	Black	25300B	PLA825/3000N00

Accessories

Detail	Item No.	Order code
Planet pivot ramp - stainless steel	902665	PLA902665
Planet pivot ramp - black	902666	PLA902666
Planet pivot drill template	902667	PLA902667



Drill template

DROP SEALS FOR UNEVEN FLOORS

Appropriate for single and double leaf folding doors made from wood, aluminum, plastic and metal as well as sliding doors and bi-fold doors.

For uneven floors

- ▶ Planet RH, RF & RF with cover plate.
- ▶ All Planet drop seals with optional bevel lip.



For sloping floors

- ▶ All Planet drop seals with a round or bevel lip.



For concave & convex floors

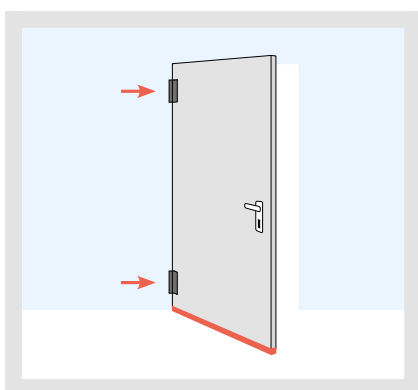
- ▶ Planet RH, RF & RF with cover plate.
- ▶ All Planet drop seals with optional bevel lip.



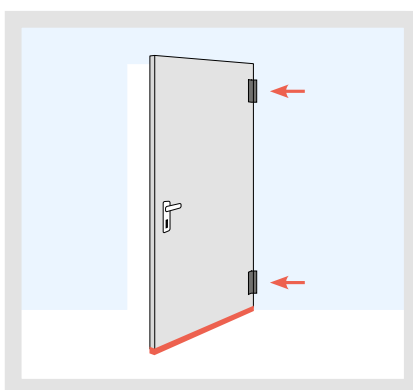
UNDERSTANDING DIN DIRECTION

Understanding DIN door directions is essential for selecting the right drop seal. This guide explains the DIN classification for single-leaf doors, and sliding doors, helping you determine whether a door is DIN L (right-handed) or DIN R (left-handed) based on its hinge or closing direction.

Single leaf doors, hinged

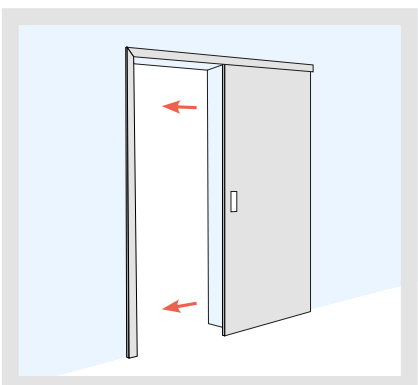


Door hinges left
= DIN L (right-handed)

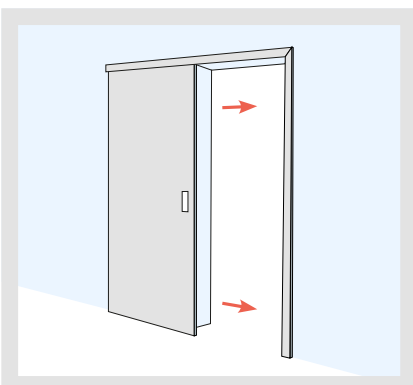


Door hinges right
= DIN R (left-handed)

Sliding doors

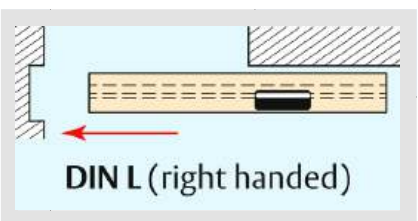


Sliding door closing to the left
= DIN L (right-handed)

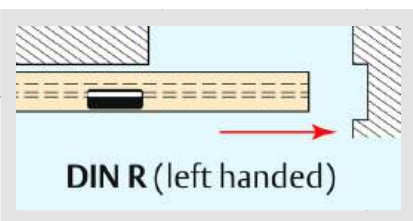


Sliding door closing to the right
= DIN R (right-handed)

Sliding doors



Sliding door closing to the left
= DIN L



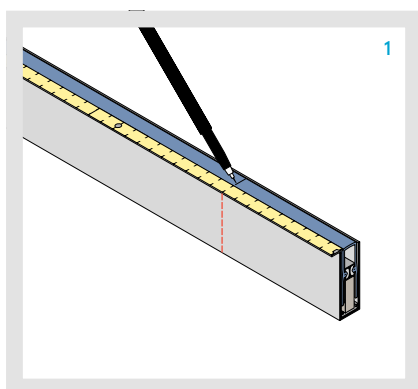
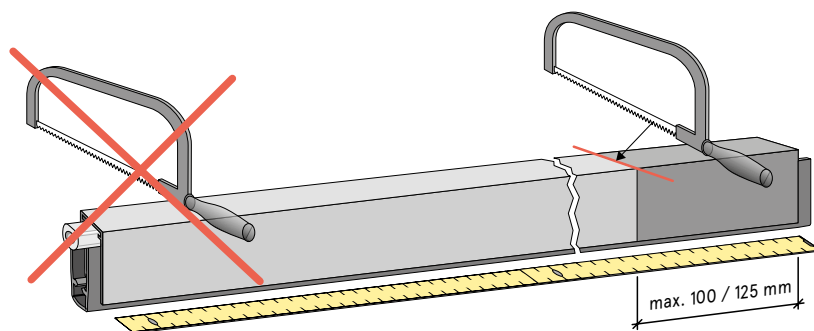
Sliding door closing to the right
= DIN R

HOW TO SHORTEN PLANET DROP SEALS

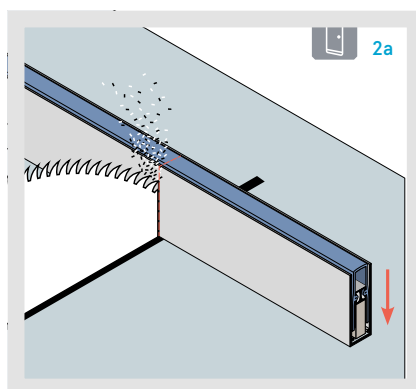
Planet drop seals can be easily shortened to fit your door, with specified maximum cut-back lengths for each model.

Max. cut back	Drop seals
Max. 100mm	Planet FT, RF
Max. 125mm	Planet HS, RH, KG, MF, RO, PU, SL

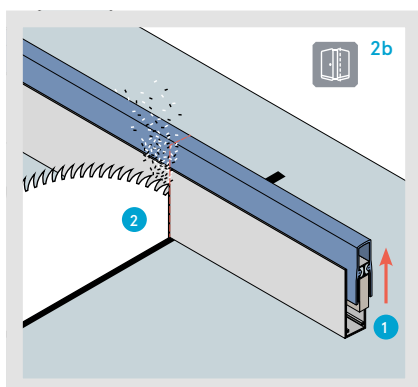
▶▶ Never shorten from the button side.



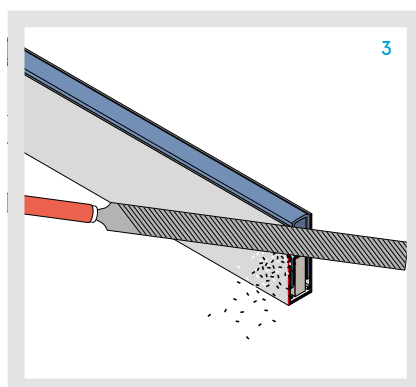
Mark the location of cut.



Single-wing applications: Shorten with circular hand saw.



Double-wing applications or a small fold air on lock side: Shorten the seal in released condition.

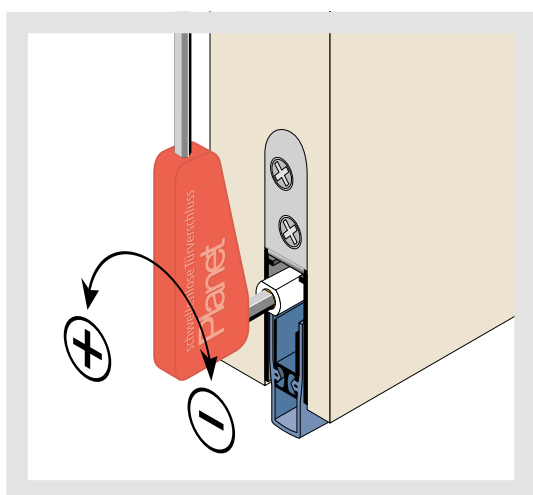


Deburr the edges and remove the sawdust.

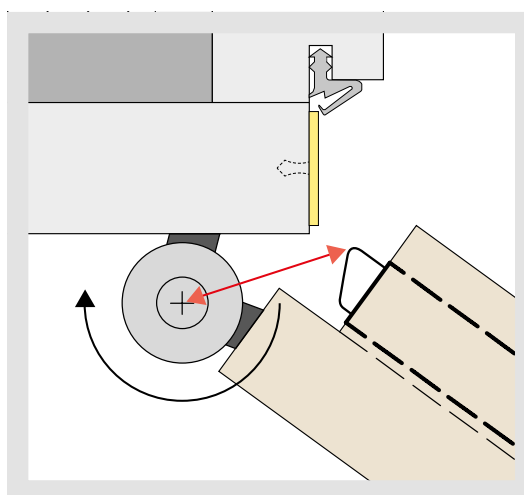
DROP HEIGHT ADJUSTMENTS

Planet drop seals are supplied with an allen key for quick and easy adjustment of the drop height. By turning the release button, you can precisely increase or decrease the gasket drop to achieve an optimal seal.

The release button should always be positioned on the hinge side for double-leaf and folding doors, and on the lock side for sliding doors.



- ⊕ Increase drop height, larger floor gap
- ⊖ Decrease drop height, smaller floor gap

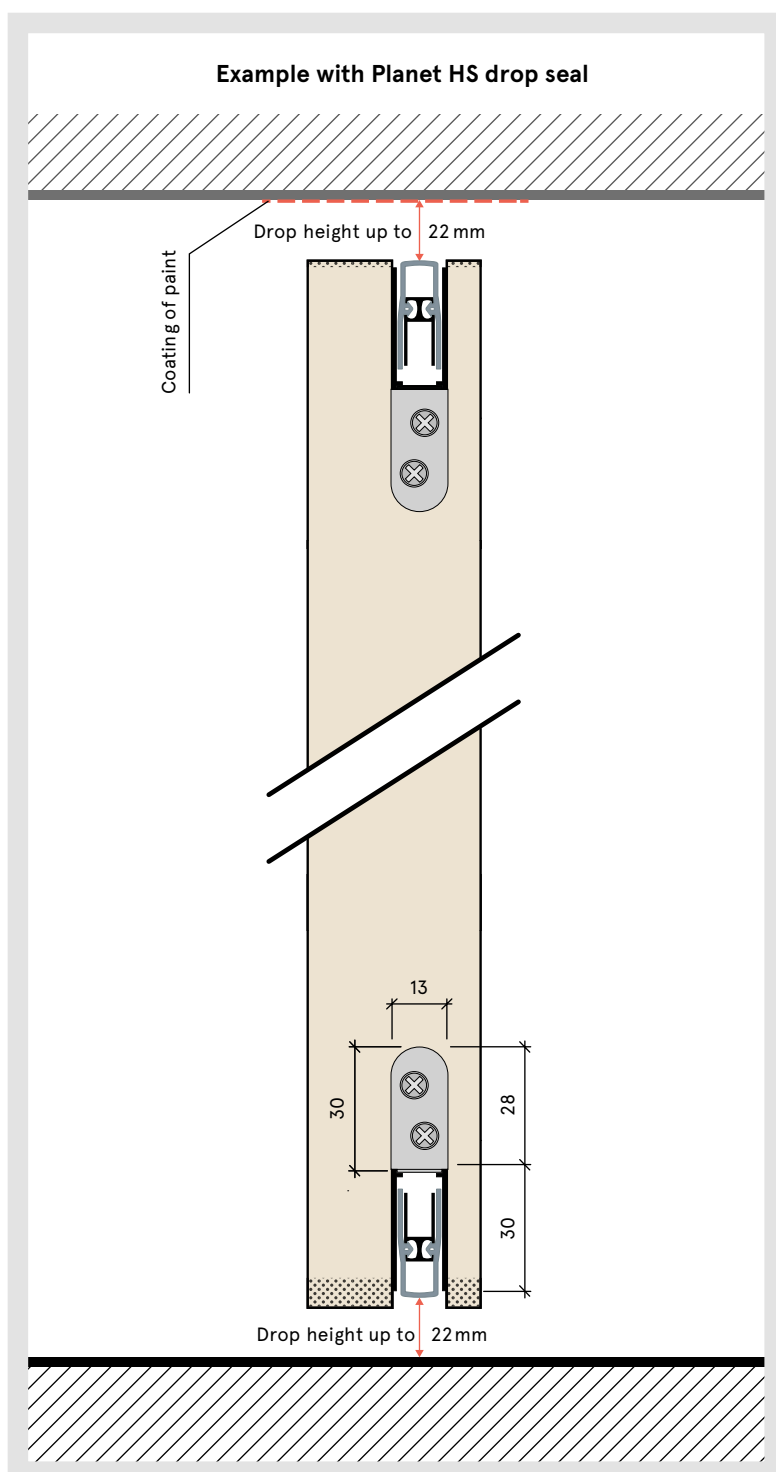


Correct final position of the release button, the pin is away from the hinge pivot.

Adjust the drop height until the silicone gasket forms a firm seal against the floor when the door is closed. Avoid applying excessive pressure to the floor. If the bottom gap is completely light-tight, you have achieved maximum noise insulation.

DROP SEALS FOR THE TOP OF THE DOOR

Many Planet drop seals are suitable for the top of doors.



The Planet silicone lip leaves no traces, but the last coating of paint on the ceiling in the zone of the seal must be smooth and non-abrasive.

It is highly recommended that the colour of the ceiling is not white (dust accumulation possible).

How to order:

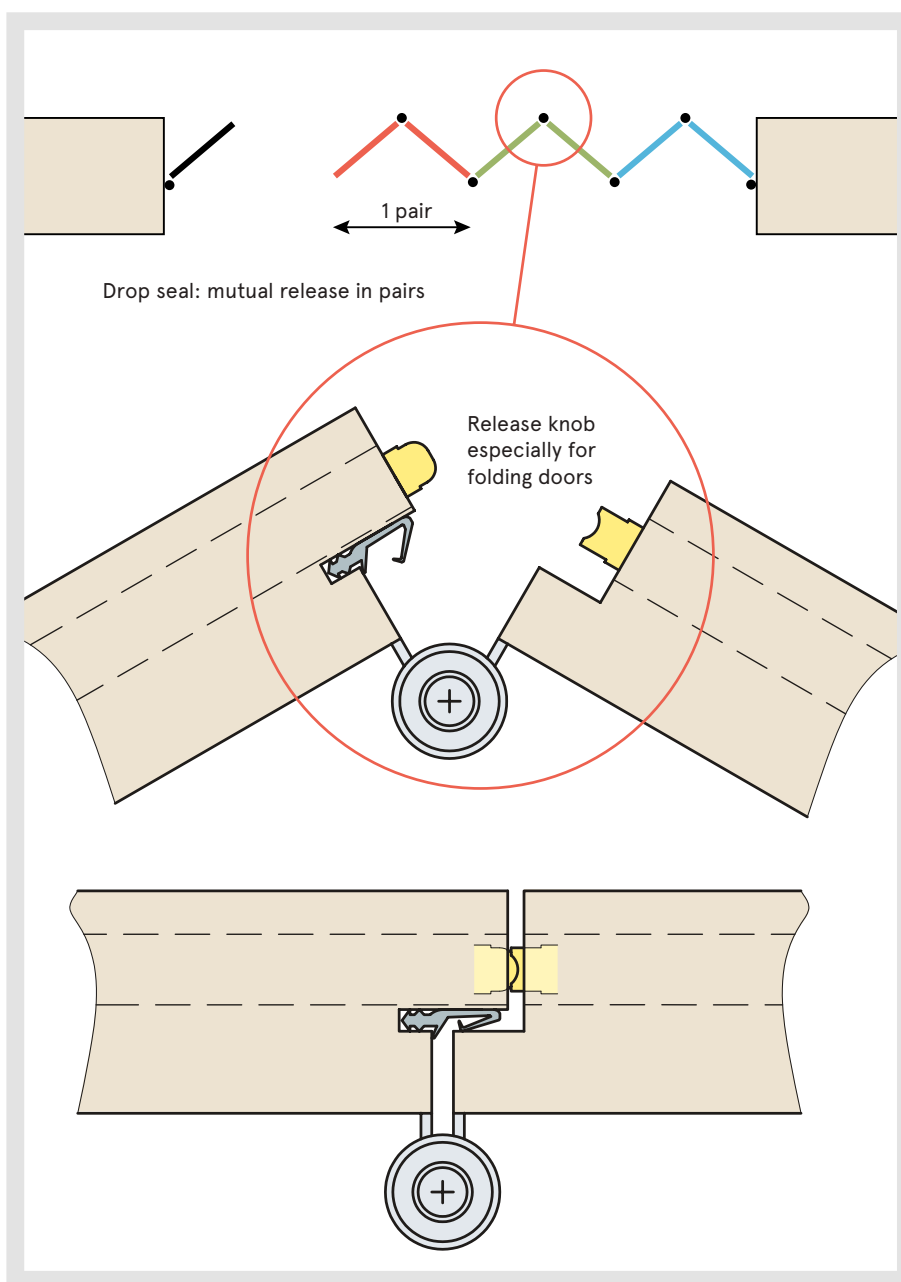
Product code (+ no. of the desired seal) +
PLA900915 (Option for assembly at the top)

Suitable for

Planet TW
Planet US
Planet HS-plus
Planet FT-plus
Planet HS
Planet RH
Planet FT
Planet RF
Planet KT
Planet MF-plus
Planet RO-plus
Planet MF
Planet RO
Planet RS
Planet PU
Planet KG-S narrow
Planet KG-SM set narrow
Planet KG-A8 narrow
Planet KG-A10 narrow
Planet KG-A12 narrow
Planet KG-F8 narrow
Planet KG-F10 narrow
Planet KG-F12s
Planet KG-F16s
Planet KG-U
Planet US pivot
module set «rebated»

DROP SEALS FOR FOLDING DOORS

Many Planet drop seals are suitable for folding doors. The example below uses two Planet HS drop seals.



Execution:

Available for almost all Planet drop seals, in pairs with mutual drop height release, the running wing in the frame.

How to order:


Number of pairs with lengths (fixed measure).

Suitable for

Planet TW
Planet US
Planet HS-plus
Planet FT-plus
Planet HS
Planet RH
Planet FT
Planet RF
Planet KT
Planet MinE-F/S
Planet MinE-F/V
Planet MF-plus
Planet RO-plus
Planet MF
Planet RO
Planet RS
Planet PU
Planet KG-F8 narrow
Planet KG-F10 narrow
Planet KG-F12s
Planet KG-F16s
Planet KG-D8
Planet KG-D10
Planet KG-U

CPDs

We offer five fully-accredited CPD seminars. Impartially presented by knowledgeable speakers, the seminars are structured to be technically informative, and provide practical advice.



The Importance of Fire Doors & Intumescent Seals

Fire doors and intumescent seals are critical components in fire safety, designed to prevent the spread of fire and smoke, saving lives and protecting property. This CPD explores their essential role in passive fire protection.

The CPD seminar covers:

- ▶ hard facts concerning deaths, injuries and property damage caused by fire and smoke;
- ▶ fire testing in the UK and the applicable fire and smoke leakage standards;
- ▶ how ironmongery affects fire doors and the vital role of intumescent protection;
- ▶ understanding intumescent seals for doors and the importance of third party certification;
- ▶ practical product solutions.

RIBA Core curriculum:

- ▶ Health, Safety & Wellbeing
- ▶ Legal, regulatory and statutory compliance

The Role and Performance of Fire & Smoke-Resisting Door Assemblies

The importance of fire and smoke resisting door assemblies is illustrated by the 220 fire related fatalities and 5,515 casualties in fires (England 2024). Apart from the human toll, property losses each year approach £2.52 billion.

The CPD seminar covers:

- ▶ hard facts concerning deaths, injuries and property damage caused by fire and smoke;
- ▶ regulatory requirements for fire and smoke resisting door assemblies;
- ▶ the nature and behaviour of smoke;
- ▶ effective design of door assemblies for smoke containment, including the threshold gap;
- ▶ design conflicts between fire containment, smoke containment, durability and ease of operation of the door;
- ▶ independent accreditation.

RIBA Core curriculum:

- ▶ Health, Safety & Wellbeing
- ▶ Legal, regulatory and statutory compliance
- ▶ Design, construction & technology

The Regulatory Reform (Fire Safety) Order 2005 & its implications for fire doors

The RRO consolidated 70 pieces of legislation; shifted responsibility for fire safety management; abolished the Fire Safety Certificate; established the Fire Risk Assessment and created major change in legal liability.

The CPD seminar covers:

- ▶ quick introduction to the RRO and who is responsible for a building's fire safety;
- ▶ examples of companies who have come under fire from the RRO;
- ▶ the dangers of fire and smoke;
- ▶ the importance of fire doors – including installation and maintenance.
- ▶ examples of poorly maintained and fitted fire doors with cost effective solutions.
- ▶ independent accreditation.

RIBA Core curriculum:

- ▶ Health, Safety & Wellbeing
- ▶ Design, construction & technology



Five of our CPD seminars have been independently verified and certified by RIBA. A certificate for 1 hour's CPD will be provided, which contributes to Continuing Professional Development requirements.

Performance Door Design: The Basics of Sound Reduction

Effective acoustic containment helps to improve the quality of the built environment, preserving privacy as well as excluding unwanted noise. With changing regulations, it's essential to be informed of the relevant requirements and the implications for door assemblies.

The CPD seminar covers:

- ▶ the nature of sound, examining airborne transmission of sound;
- ▶ regulatory requirements and British Standards that relate to acoustic performance;
- ▶ test procedures and interpretation of test reports;
- ▶ effective design of door assemblies for acoustic performance, including door construction and the influence of sealing systems;
- ▶ design conflicts between acoustic performance, durability and ease of operation of the door;
- ▶ independent accreditation.

RIBA Core curriculum:

- ▶ Legal, regulatory and statutory compliance
- ▶ Design, construction & technology.

The Design & Specification of Intumescent Air Transfer Grilles

Intumescent air transfer grilles enable ventilation while ensuring fire protection. Under normal conditions, they allow airflow, but in a fire, they expand to block fire, hot smoke, and gases. Combined fire and smoke grilles are designed for cold smoke containment. Correct specification is critical to ensure effective fire protection and safety in building design.

The CPD seminar covers:

- ▶ an overview of fire and life safety principles as they relate to air transfer grilles;
- ▶ principals & performance of intumescent air transfer grilles and the critical role they play in passive fire protection;
- ▶ understanding effective cold smoke containment to save lives and protect property;
- ▶ guidance on specifying air transfer grilles that comply with regulatory and performance standards.
- ▶ Practical advice and solutions for optimal performance throughout the product lifecycle.

RIBA Core curriculum:

- ▶ Design, construction & technology.

Each informative seminar provides an opportunity to keep up-to-date with all the latest facts about fire, smoke and acoustic containment, including regulations and standards – as well as exploring practical solutions.

Registered RIBA members can claim double points for our RIBA accredited CPD materials; and all attendees will receive one-hour's CPD for each seminar.

If CPD certification is not required, presentations can be tailored to suit a wide variety of audiences, including client companies, building contractors, construction industry groups and trade associations.



To find out more or to book, contact us:

cpd@lorientuk.com

www.lorientuk.com

TESTING + TECHNICAL SERVICES

We've built our reputation on the quality and dependability of our products, and our investment in R&D has played a pivotal role in keeping our products at the forefront of our industry. Our dedicated Testing and Technical Services division has established itself as an important facility for manufacturers and designers of doors, windows, glazing systems and hardware, to name just a few.

TESTING SERVICES

Whether you're investigating new materials, or developing new or existing products, right through to durability testing and benchmarking performance – our team of experts will support you throughout the process. We are able to offer:

- ▶ Fire testing (indicative)
- ▶ Smoke leakage
- ▶ Air leakage
- ▶ ATG commissioning and maintenance for fire & smoke resisting air transfer grilles
- ▶ Mechanical cycling
- ▶ Environmental chamber analysis
- ▶ Attendance at external fire tests
- ▶ Consultancy services.



▲
Lorient Indicative Furnace

SEALING SOLUTIONS

Detailed information about our products can be found in the following brochures:



Lorient Architectural Seals

A variety of door sealing systems including perimeter seals, drop seals, threshold plates, door bottom seals and many more.

Fire, Smoke and Acoustic Seals for Door Assemblies

Our core range of high performance fire, smoke and acoustic seals.

Fire and Smoke Resistant Air Transfer Grilles

A comprehensive range of fire, and fire and smoke resistant intumescent air transfer grilles for doors, walls, ducts, floors and ceilings.

Fire Resistant Door Hardware Protection

Letterplates, door edge protectors and intumescent kits that can safely be installed into fire rated doors without compromising the fire/smoke performance.

Fire Resistant Glazing Systems

Fire resistant glazing systems for doors, screens and partitions

Acoustic Sealing Systems for Door Assemblies

A comprehensive series of acoustic sealing systems for various types of door construction.

Copies of these brochures are available by calling +44 (0)1626 834252 or download from our website www.lorientuk.com



UK

T: +44 (0) 1626 834252

E: sales@lorientuk.com

For further information about
Lorient products please visit:
www.lorientgroup.com



@lorientuk



/company/lorient



@lorientuk



@lorientuk



@lorientuk



@lorientuk